



SAN BENITO, TX

[Click to view full report.](#)

CITY INFO

Population: **24,276**

Male
48%

Female
52%

Married
59%

Single
41%

City rating

This rating is a weighted average of commute time, crime rate, population, median salary, and more.



Overall value

This score adds annual household income and cost of living to the city rating.



Density (Population per mile²)

Compared to New York, San Benito has a very low population density. San Benito is perfect for those who like a quiet city.

2,206
SAN BENITO

27,441
NEW YORK

RESIDENCE

Air quality



Weather



Condition

72°F average temperature



29 years
Median home age

\$67,910
Median home price

-7.44%
Home appreciation rate

15.96%
Annual property tax

53.8%

Homes owned

22.7%

Homes rented


23.5%

Homes vacant

COMMUNITY

Religious diversity

- 52%** Other
- 40.3%** Catholic
- 4.5%** Baptist
- 1.8%** Pentecostal
- 1.5%** Other Christian




Crime rate
(per 100,000)




4

Average age



30

Political majority



Democrat

LOCALE

Unemployment

11%

Occupation

- 7.9%** Management, business, Art & Sciences
- 23.3%** Sales & Office Occupations
- 21.2%** Service Occupation
- 17.1%** Production, transportation & Material Moving
- 10.1%** Natural Resources, Construction & Maintenance

Education

Student teacher ratio **1:17**



53%

High school diploma

4%

Some college or associates degree

7%

Bachelors degree

3%

Graduate or professional degree

TRANSIT

Average commute time Daily breakdown: by transport type

20
Min

Boston Average

26
Min

National Average

0%



Public Transportation

73%



Car

17%



Carpool

3%



Work at Home