



# SEASIDE, OR

[Click to view full report.](#)

## CITY INFO

**Population:** 6,358

**Male**  
48%

**Female**  
52%

**Married**  
51%

**Single**  
49%

### City rating

This rating is a weighted average of commute time, crime rate, population, median salary, and more.



### Overall value

This score adds annual household income and cost of living to the city rating.



### Density (Population per mile<sup>2</sup>)

Compared to New York, Seaside has a very low population density. Seaside is perfect for those who like a quiet city.

**1,648**  
SEASIDE

**27,441**  
NEW YORK

## RESIDENCE

### Air quality



### Weather



### Condition

52°F average temperature



**40 years**  
Median home age

**\$224,530**  
Median home price

**-9.21%**  
Home appreciation rate


**9.38%**  
Annual property tax



## COMMUNITY

### Religious diversity

- 84.1% Other
- 4.6% Other Christian
- 4.4% Catholic
- 3.9% Lutheran
- 3.1% Mormon




**Crime rate**  
(per 100,000)




**5**

**Average age**



**43**

**Political majority**



**Democrat**

## LOCALE

### Unemployment

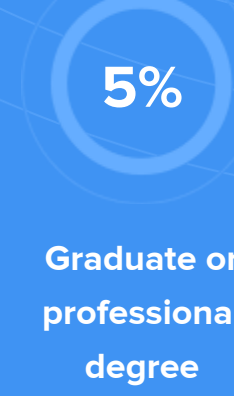
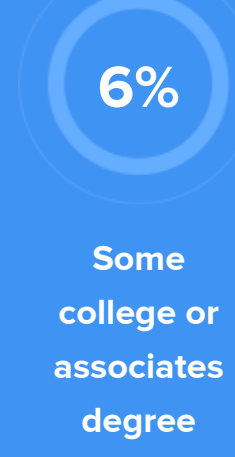




### Occupation

- 9.6% Management, business, Art & Sciences
- 28% Sales & Office Occupations
- 28.2% Service Occupation
- 8.7% Production, transportation & Material Moving
- 9.8% Natural Resources, Construction & Maintenance

### Education

Student teacher ratio **1:13**



## TRANSIT

### Average commute time Daily breakdown: by transport type

