



SPRINGFIELD, NJ

[Click to view full report.](#)

CITY INFO

Population: **14,823**

Male
48%

Female
52%

Married
64%

Single
36%

City rating

This rating is a weighted average of commute time, crime rate, population, median salary, and more.



Overall value

This score adds annual household income and cost of living to the city rating.



Density (Population per mile²)

Compared to New York, Springfield has a very low population density. Springfield is perfect for those who like a quiet city.

2,878
SPRINGFIELD

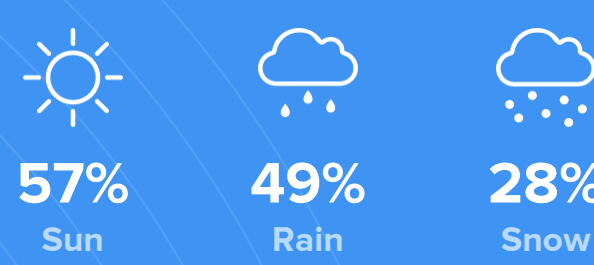
27,441
NEW YORK

RESIDENCE

Air quality



Weather



Condition

52°F average temperature



51 years

Median home age

\$360,460

Median home price

-11.63%

Median home age

25.06%

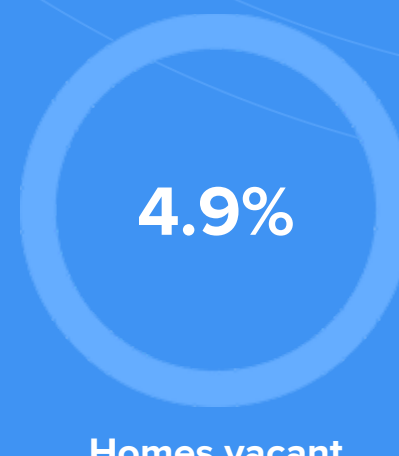
Annual property tax



Homes owned



Homes rented



Homes vacant

COMMUNITY

Religious diversity


47.1% Catholic

43.8% Other

5% Jewish

2.2% Other Christian

2% Baptist




Crime rate
(per 100,000)




2

Average age



44

Political majority



Democrat

LOCALE

Unemployment

10%

Occupation

21.7% Management, business, Art & Sciences

27.8% Sales & Office Occupations


9.9% Service Occupation

6.7% Production, transportation & Material Moving

5.7% Natural Resources, Construction & Maintenance

Education

Student teacher ratio **1:12**



90%

High school diploma

5%

Some college or associates degree

30%

Bachelors degree

17%

Graduate or professional degree

TRANSIT

Average commute time Daily breakdown: by transport type

30
Min

Boston Average

26
Min

National Average

8%



Public Transportation

81%



Car

6%



Carpool

4%



Work at Home