



# THOMPSON, CT

[Click to view full report.](#)

## CITY INFO

Population: **9,209**

Male **50%**

Female **50%**

Married **61%**

Single **39%**

### City rating

This rating is a weighted average of commute time, crime rate, population, median salary, and more.



### Overall value

This score adds annual household income and cost of living to the city rating.



### Density (Population per mile<sup>2</sup>)

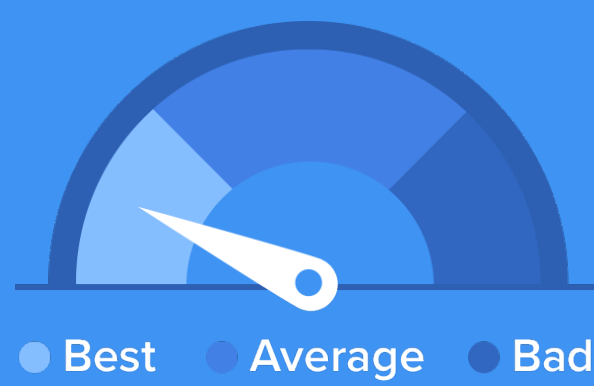
Compared to New York, Thompson has a very low population density. Thompson is perfect for those who like a quiet city.

**196**  
THOMPSON

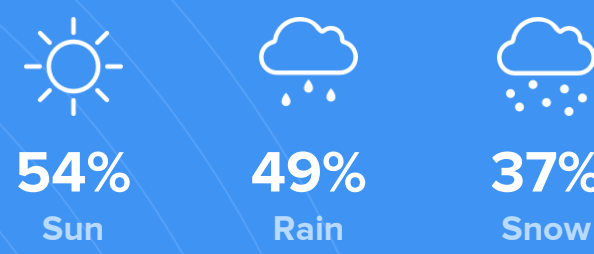
**27,441**  
NEW YORK

## RESIDENCE

### Air quality



### Weather



### Condition

**47°F** average temperature

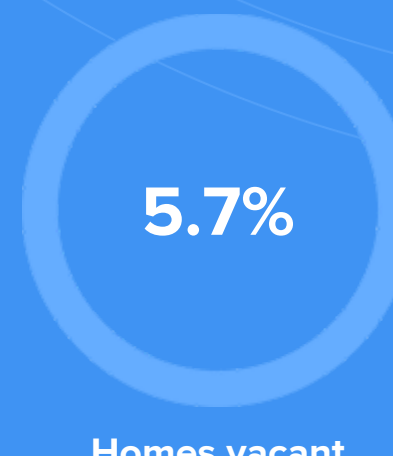
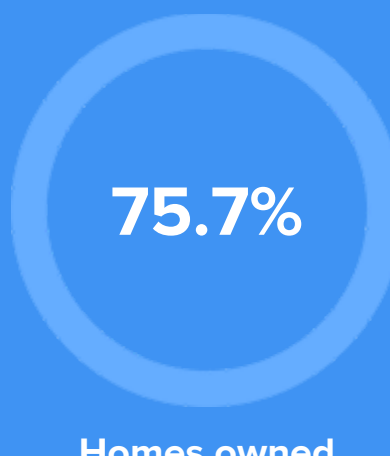


**44 years**  
Median home age

**\$168,400**  
Median home price

**-13.43%**  
Median home age


**15%**  
Annual property tax



## COMMUNITY

### Religious diversity


- 56%** Other
- 36.1%** Catholic
- 5.5%** Other Christian
- 1.6%** Baptist
- 0.8%** Episcopalian




**Crime rate**  
(per 100,000)



**Average age**



**Political majority**




## LOCALE

### Unemployment



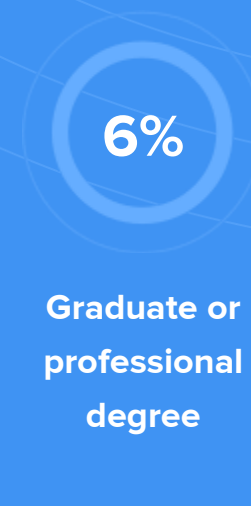
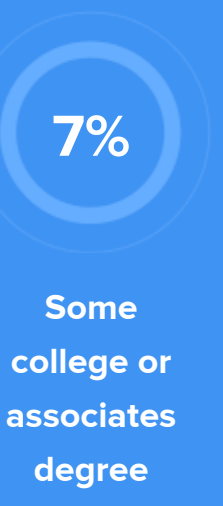
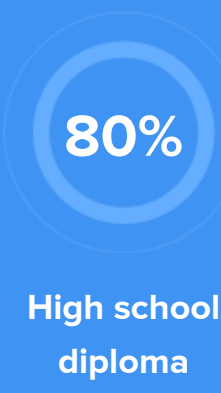
### Education

Student teacher ratio **1:14**



### Occupation

- 11.1%** Management, business, Art & Sciences
- 26%** Sales & Office Occupations
- 16.4%** Service Occupation
- 21.7%** Production, transportation & Material Moving
- 9.4%** Natural Resources, Construction & Maintenance



## TRANSIT

### Average commute time Daily breakdown: by transport type

