



TUSCOLA, IL

[Click to view full report.](#)

CITY INFO

Population: 4,497

Male
49%

Female
51%

Married
62%

Single
38%

City rating

This rating is a weighted average of commute time, crime rate, population, median salary, and more.



Overall value

This score adds annual household income and cost of living to the city rating.



Density (Population per mile²)

Compared to New York, Tuscola has a very low population density. Tuscola is perfect for those who like a quiet city.

2,108
TUSCOLA

27,441
NEW YORK

RESIDENCE

Air quality



Weather



Condition

53°F average temperature



50 years

Median home age

\$106,720

Median home price

1.18%

Median home age

14.11%

Annual property tax

66.3%

Homes owned

25.4%

Homes rented

8.4%

Homes vacant

COMMUNITY

Religious diversity


40.4% Other

31.8% Other Christian

11.2% Catholic

9.2% Methodist

7.4% Baptist




Crime rate
(per 100,000)




7

Average age



39

Political majority



Republican

LOCALE

Unemployment

9%

Occupation

13% Management, business, Art & Sciences

26.7% Sales & Office Occupations

16.7% Service Occupation

16.2% Production, transportation & Material Moving

10% Natural Resources, Construction & Maintenance

Education

Student teacher ratio **1:13**



90%

High school diploma

7%

Some college or associates degree

12%

Bachelors degree

6%

Graduate or professional degree

TRANSIT

Average commute time Daily breakdown: by transport type

20
Min

Boston Average

26
Min

National Average

0%



Public Transportation

84%



Car

10%



Carpool

4%



Work at Home