



# UNIVERSITY PARK

IL

[Click to view full report.](#)

## CITY INFO

Population: **7,646**

**Male**  
47%

**Female**  
53%

**Married**  
47%

**Single**  
53%

### City rating

This rating is a weighted average of commute time, crime rate, population, median salary, and more.



### Overall value

This score adds annual household income and cost of living to the city rating.



### Density (Population per mile<sup>2</sup>)

Compared to New York, University Park has a very low population density. University Park is perfect for those who like a quiet city.

**784**  
UNIVERSITY PARK

**27,441**  
NEW YORK

## RESIDENCE

### Air quality



### Weather



### Condition

49°F average temperature



**33 years**  
Median home age

**\$126,620**  
Median home price

**-7.93%**  
Median home age

**18.4%**  
Annual property tax

**55.5%**

Homes owned

**40.8%**

Homes rented


**3.7%**

Homes vacant

## COMMUNITY

### Religious diversity

- 51.5% Other
- 38.7% Catholic
- 3.9% Other Christian
- 3.8% Lutheran
- 2.1% Baptist




**Crime rate**  
(per 100,000)




**6**

**Average age**



**31**

**Political majority**



**Democrat**

## LOCALE

### Unemployment

**10%**

### Occupation

- 11.9% Management, business, Art & Sciences
- 34.2% Sales & Office Occupations
- 14.5% Service Occupation
- 12.9% Production, transportation & Material Moving
- 6.7% Natural Resources, Construction & Maintenance

### Education

Student teacher ratio **1:18**



**92%**

High school diploma

**8%**

Some college or associates degree

**16%**

Bachelors degree

**10%**

Graduate or professional degree

## TRANSIT

### Average commute time Daily breakdown: by transport type

**43**  
Min

Boston Average

**26**  
Min

National Average

**12%**



Public Transportation

**70%**



Car

**14%**



Carpool

**2%**



Work at Home