



WATERTOWN, MA

[Click to view full report.](#)

CITY INFO

Population: **32,581**

Male
47%

Female
53%

Married
45%

Single
55%

City rating

This rating is a weighted average of commute time, crime rate, population, median salary, and more.



Overall value

This score adds annual household income and cost of living to the city rating.



Density (Population per mile²)

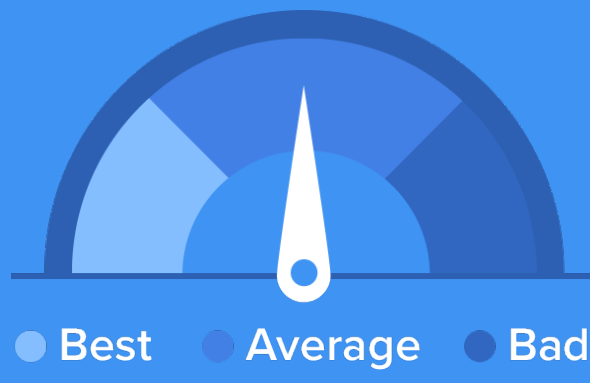
Compared to New York, Watertown has a low population density. Watertown is perfect for those who want to be in the city without constantly rubbing shoulders.

7,927
WATERTOWN

27,441
NEW YORK

RESIDENCE

Air quality



Weather



Condition

51°F average temperature

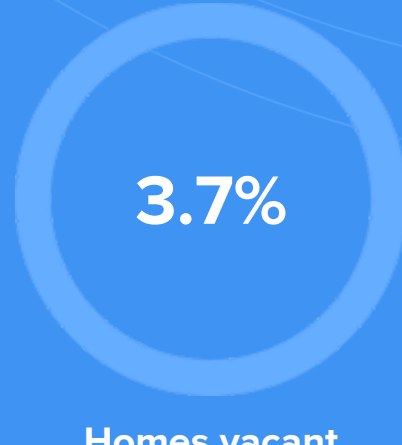
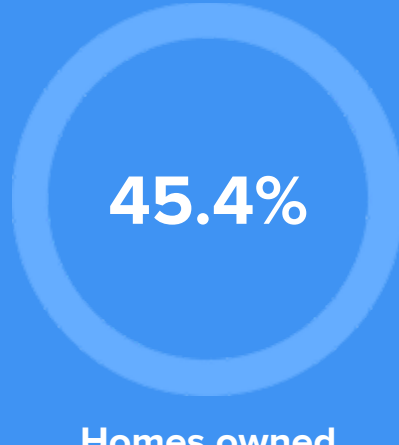


64 years
Median home age

\$361,050
Median home price

-0.68%
Median home age

11.7%
Annual property tax



COMMUNITY

Religious diversity

49.8% Catholic

36.5% Other

6.7% Jewish

5.9% Other Christian

1.1% Islam




Crime rate
(per 100,000)




3

Average age



41

Political majority



Democrat


LOCALE

Unemployment



Education

Student teacher ratio **1:11**



Occupation

23.3% Management, business, Art & Sciences

23.6% Sales & Office Occupations

9.7% Service Occupation

6.8% Production, transportation & Material Moving

4.6% Natural Resources, Construction & Maintenance

87%

High school diploma

6%

Some college or associates degree

26%

Bachelors degree

21%

Graduate or professional degree

TRANSIT

Average commute time Daily breakdown: by transport type

