



WEST COLUMBIA, SC

[Click to view full report.](#)

CITY INFO

Population: **13,800**

Male **47%**

Female **53%**

Married **52%**

Single **48%**

City rating

This rating is a weighted average of commute time, crime rate, population, median salary, and more.



Overall value

This score adds annual household income and cost of living to the city rating.



Density (Population per mile²)

Compared to New York, West Columbia has a very low population density. West Columbia is perfect for those who like a quiet city.

2,272
WEST COLUMBIA

27,441
NEW YORK

RESIDENCE

Air quality



Weather



Condition

65°F average temperature



41 years

Median home age

\$109,400

Median home price

-7.86%

Home appreciation rate

5.5%

Annual property tax

50.4%

Homes owned

42.6%

Homes rented

6.9%

Homes vacant

COMMUNITY

Religious diversity


60.3% Other

22.7% Baptist

7.2% Lutheran

5.9% Methodist

3.9% Catholic




Crime rate
(per 100,000)




9

Average age



41

Political majority



Republican

LOCALE

Unemployment

9%

Occupation

11.8% Management, business, Art & Sciences

29.6% Sales & Office Occupations

17.1% Service Occupation

9.5% Production, transportation & Material Moving

13.5% Natural Resources, Construction & Maintenance

Education

Student teacher ratio **1:9**



79%

High school diploma

7%

Some college or associates degree

15%

Bachelors degree

6%

Graduate or professional degree

TRANSIT

Average commute time Daily breakdown: by transport type

21
Min

Boston Average

26
Min

National Average

2%



Public Transportation

77%



Car

12%



Carpool

3%



Work at Home