



# WINDHAM, CT

[Click to view full report.](#)

## CITY INFO

**Population:** 24,120

**Male**  
48%

**Female**  
52%

**Married**  
49%

**Single**  
51%

### City rating

This rating is a weighted average of commute time, crime rate, population, median salary, and more.



### Overall value

This score adds annual household income and cost of living to the city rating.



### Density (Population per mile<sup>2</sup>)

Compared to New York, Windham has a very low population density. Windham is perfect for those who like a quiet city.

**891**  
WINDHAM

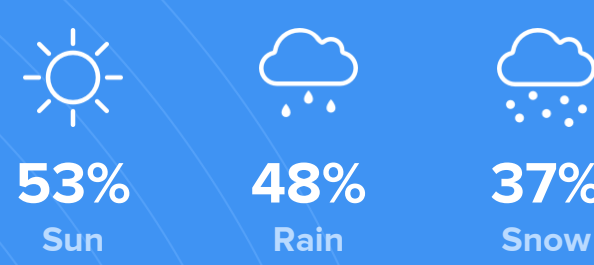
**27,441**  
NEW YORK

## RESIDENCE

### Air quality



### Weather



### Condition

**48°F** average temperature



**47 years**  
Median home age

**\$151,670**  
Median home price

**-8.08%**  
Median home age

**15%**  
Annual property tax

**46.4%**

Homes owned

**47.5%**

Homes rented


**6.1%**

Homes vacant

## COMMUNITY

### Religious diversity

- 56%** Other
- 36.1%** Catholic
- 5.5%** Other Christian
- 1.6%** Baptist
- 0.8%** Episcopalian




**Crime rate**  
(per 100,000)




**4**

**Average age**



**33**

**Political majority**



**Democrat**

## LOCALE

### Unemployment

**10%**

### Occupation

- 7.4%** Management, business, Art & Sciences
- 26.7%** Sales & Office Occupations
- 20.3%** Service Occupation
- 16.6%** Production, transportation & Material Moving
- 6.9%** Natural Resources, Construction & Maintenance

### Education

Student teacher ratio **1:14**



**74%**

High school diploma

**5%**

Some college or associates degree

**11%**

Bachelors degree

**8%**

Graduate or professional degree

## TRANSIT

### Average commute time Daily breakdown: by transport type

**25**  
Min

Boston Average

**26**  
Min

National Average

**2%**



Public Transportation

**71%**



Car

**19%**



Carpool

**2%**



Work at Home