



WINTERS, CA

[Click to view full report.](#)

CITY INFO

Population: **7,160**

Male **51%**

Female **49%**

Married **62%**

Single **38%**

City rating

This rating is a weighted average of commute time, crime rate, population, median salary, and more.



Overall value

This score adds annual household income and cost of living to the city rating.



Density (Population per mile²)

Compared to New York, Winters has a very low population density. Winters is perfect for those who like a quiet city.

2,603
WINTERS

27,441
NEW YORK

RESIDENCE

Air quality



Weather



Condition

67°F average temperature



25 years

Median home age

\$203,540

Median home price

-26.11%

Median home age

7.69%

Annual property tax

66.6%

Homes owned

29.8%

Homes rented

3.6%

Homes vacant

COMMUNITY

Religious diversity


73.8% Other

20.6% Catholic

2.1% Other Christian

1.8% Mormon

1.8% Baptist




Crime rate
(per 100,000)




3

Average age



30

Political majority



Democrat

LOCALE

Unemployment

12%

Occupation

11.7% Management, business, Art & Sciences

21.7% Sales & Office Occupations

14.4% Service Occupation

16.6% Production, transportation & Material Moving

11.2% Natural Resources, Construction & Maintenance

Education

Student teacher ratio **1:18**



73%

High school diploma

7%

Some college or associates degree

12%

Bachelors degree

6%

Graduate or professional degree

TRANSIT

Average commute time Daily breakdown: by transport type

27
Min

Boston Average

26
Min

National Average

0%



Public Transportation

77%



Car

12%



Carpool

3%



Work at Home