



WOODLAND, CA

[Click to view full report.](#)

CITY INFO

Population: **53,454**

Male
49%

Female
51%

Married
59%

Single
41%

City rating

This rating is a weighted average of commute time, crime rate, population, median salary, and more.



Overall value

This score adds annual household income and cost of living to the city rating.



Density (Population per mile²)

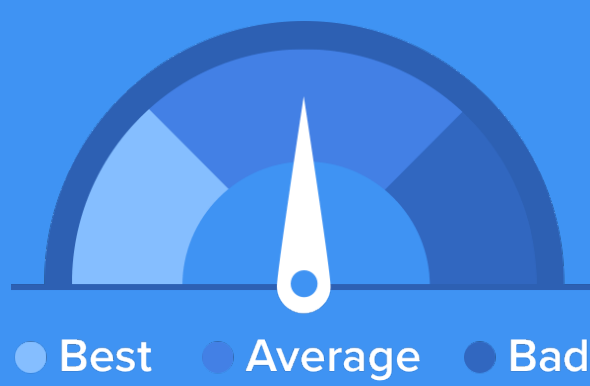
Compared to New York, Woodland has a low population density. Woodland is perfect for those who want to be in the city without constantly rubbing shoulders.

5,183
WOODLAND

27,441
NEW YORK

RESIDENCE

Air quality



Weather



Condition

67°F average temperature

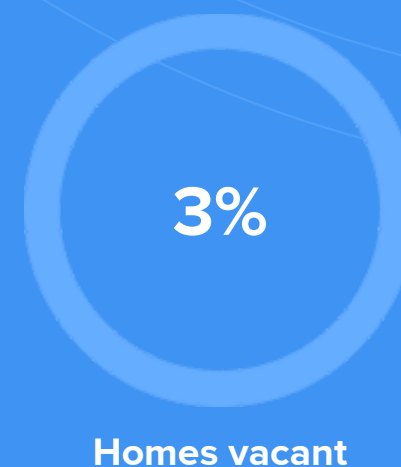
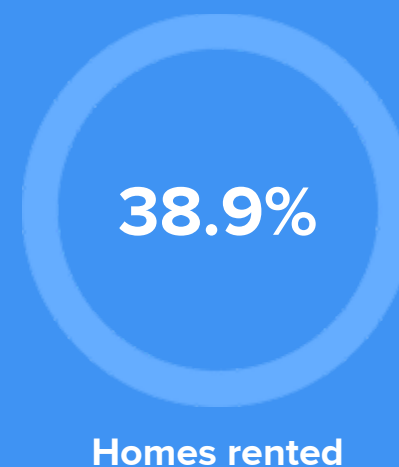


31 years
Median home age

\$222,160
Median home price

-12.64%
Median home age


7.69%
Annual property tax



COMMUNITY

Religious diversity

- 73.8%** Other
- 20.6%** Catholic
- 2.1%** Other Christian
- 1.8%** Mormon
- 1.8%** Baptist




Crime rate
(per 100,000)



Average age



Political majority



LOCALE

Unemployment



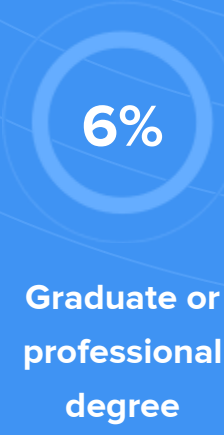
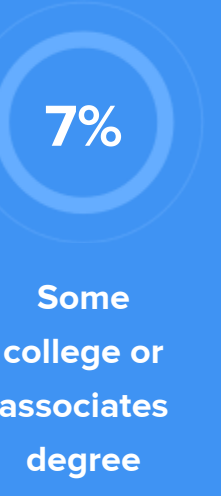

Education

Student teacher ratio **1:21**



Occupation

- 10.8%** Management, business, Art & Sciences
- 28%** Sales & Office Occupations
- 15.8%** Service Occupation
- 16.2%** Production, transportation & Material Moving
- 9.6%** Natural Resources, Construction & Maintenance



TRANSIT

Average commute time Daily breakdown: by transport type

