



AUSTIN, TX

[Click to view full report.](#)

CITY INFO

Population: 750,367

City rating

Overall value

Male 51%

Female 49%

Married 48%

Single 53%

This rating is a weighted average of commute time, crime rate, population, median salary, and more.

9/10

This score adds annual household income and cost of living to the city rating.

8/10

Density (Population per mile²)

Compared to New York, Austin has a very low population density. Austin is perfect for those who like a quiet city.

2,983

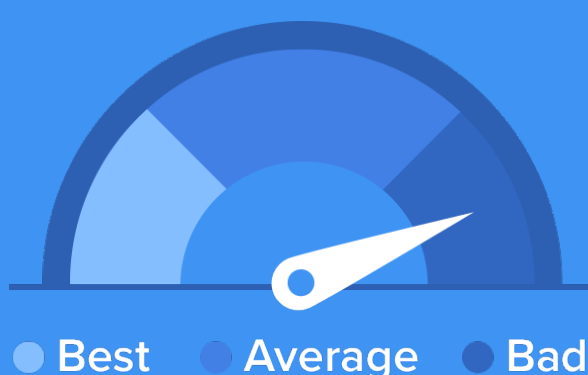
AUSTIN

27,441

NEW YORK

RESIDENCE

Air quality



Weather



Condition

67°F average temperature



25 years

Median home age

\$222,450

Median home price

-4.75%

Home appreciation rate

18.26%

Annual property tax

42.8%

Homes owned

50.3%

Homes rented

6.9%

Homes vacant

COMMUNITY

Religious diversity

63.7% Other

22.1% Catholic

9.1% Baptist

3.1% Other Christian

2.1% Lutheran




Crime rate (per 100,000)




5

Average age



34

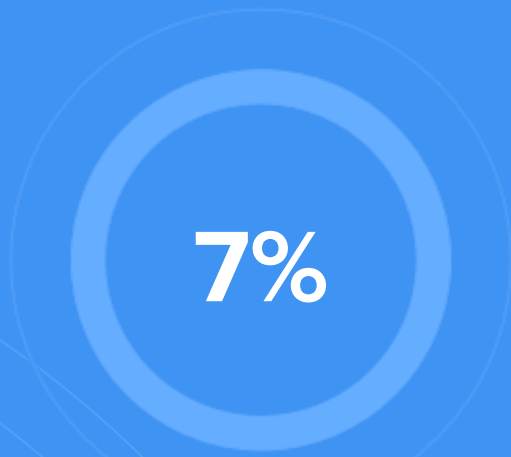
Political majority



Democrat

LOCALE

Unemployment



Occupation

16% Management, business, Art & Sciences

25.9% Sales & Office Occupations

12.8% Service Occupation

8.5% Production, transportation & Material Moving

8.7% Natural Resources, Construction & Maintenance

Education

Student teacher ratio 1:14



84%

High school diploma

5%

Some college or associates degree

26%

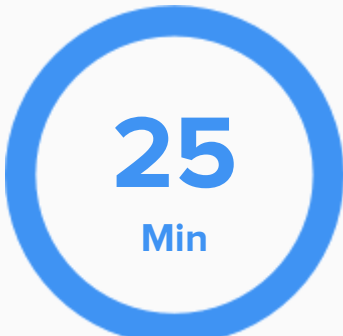
Bachelors degree

15%


Graduate or professional degree

TRANSIT

Average commute time Daily breakdown: by transport type



Boston Average



National Average

4%



Public Transportation

74%



Car

14%



Carpool

3%



Work at Home