



BALTIMORE, MD

[Click to view full report.](#)

CITY INFO

Population: 634,771

City rating

Overall value

Male 47%

Female 53%

Married 38%

Single 62%

This rating is a weighted average of commute time, crime rate, population, median salary, and more.

6/10

This score adds annual household income and cost of living to the city rating.

5/10

Density (Population per mile²)

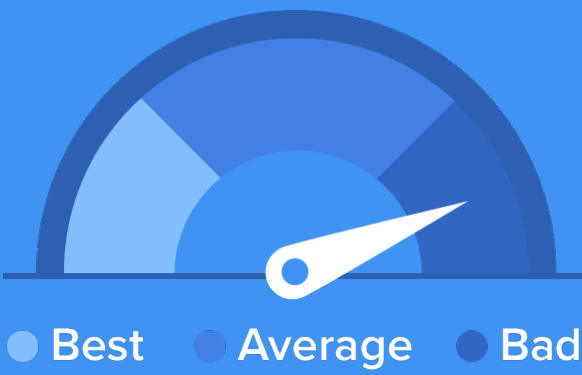
Compared to New York, Baltimore has a low population density. Baltimore is perfect for those who want to be in the city without constantly rubbing shoulders.

7,856
BALTIMORE

27,441
NEW YORK

RESIDENCE

Air quality



Weather



Condition

58°F average temperature



59 years

Median home age

\$134,050

Median home price

-10.19%

Median home age

19%

Annual property tax

42.8%

Homes owned

42.3%

Homes rented

14.9%

Homes vacant

COMMUNITY

Religious diversity

72.1% Other

13.3% Catholic

7.8% Jewish

3.7% Other Christian

3.1% Baptist




Crime rate
(per 100,000)




10

Average age



35

Political majority



Democrat

LOCALE

Unemployment

11%

Occupation

10.1% Management, business, Art & Sciences

27% Sales & Office Occupations

20% Service Occupation

13.3% Production, transportation & Material Moving

6.9% Natural Resources, Construction & Maintenance

Education

Student teacher ratio 1:15



69%

High school diploma

4%

Some college or associates degree

11%

Bachelors degree

9%

Graduate or professional degree

TRANSIT

Average commute time Daily breakdown: by transport type

32

Min

Boston Average

26

Min

National Average

19%



Public Transportation

55%



Car

15%



Carpool

2%



Work at Home