



# BATAVIA, NY

[Click to view full report.](#)

## CITY INFO

**Population:** 15,133

**Male**  
49%


**Female**  
51%

**Married**  
49%

**Single**  
51%

### City rating

This rating is a weighted average of commute time, crime rate, population, median salary, and more.



### Overall value

This score adds annual household income and cost of living to the city rating.



### Density (Population per mile<sup>2</sup>)

Compared to New York, Batavia has a very low population density. Batavia is perfect for those who like a quiet city.

**2,918**  
BATAVIA

**27,441**  
NEW YORK

## RESIDENCE

### Air quality



### Weather



### Condition

**49°F** average temperature



**67 years**  
Median home age

**\$92,860**  
Median home price

**6%**  
Median home age

**27%**  
Annual property tax

**50.6%**

Homes owned

**40.4%**

Homes rented

**8.9%**

Homes vacant

## COMMUNITY

### Religious diversity


**48.2%** Other

**40.5%** Catholic

**4.7%** Methodist

**3.8%** Presbyterian

**2.8%** Baptist




**Crime rate**  
(per 100,000)




**3**

**Average age**



**41**

**Political majority**



**Republican**

## LOCALE

### Unemployment

**7%**

### Occupation

**9.3%** Management, business, Art & Sciences

**23.1%** Sales & Office Occupations

**21.6%** Service Occupation

**16.2%** Production, transportation & Material Moving

**6.5%** Natural Resources, Construction & Maintenance

### Education

Student teacher ratio **1:11**



**80%**

High school diploma

**12%**

Some college or associates degree

**11%**

Bachelors degree

**7%**

Graduate or professional degree

## TRANSIT

### Average commute time Daily breakdown: by transport type

**20**  
Min

Boston Average

**26**  
Min

National Average

**0%**



Public Transportation

**77%**



Car

**12%**



Carpool

**2%**



Work at Home