



# BELLEVUE, OH

[Click to view full report.](#)

## CITY INFO

Population: **7,788**

**Male**  
48%

**Female**  
52%

**Married**  
57%

**Single**  
43%

### City rating

This rating is a weighted average of commute time, crime rate, population, median salary, and more.



### Overall value

This score adds annual household income and cost of living to the city rating.



### Density (Population per mile<sup>2</sup>)

Compared to New York, Bellevue has a very low population density. Bellevue is perfect for those who like a quiet city.

**1,540**  
BELLEVUE

**27,441**  
NEW YORK

## RESIDENCE

### Air quality



### Weather



### Condition

**51°F** average temperature



**56 years**

Median home age

**\$65,930**

Median home price

**-11.9%**

Home appreciation rate

**9.11%**

Annual property tax

**64.6%**

Homes owned

**27.6%**

Homes rented

**7.8%**

Homes vacant

## COMMUNITY

### Religious diversity


**58.4%** Other

**20.7%** Catholic

**10.2%** Lutheran

**6.3%** Methodist

**4.4%** Other Christian




**Crime rate**  
(per 100,000)




**4**

**Average age**



**38**

**Political majority**



**Democrat**

## LOCALE

### Unemployment

**11%**

### Occupation

**10%** Management, business, Art & Sciences

**18.4%** Sales & Office Occupations


**14.5%** Service Occupation

**31.5%** Production, transportation & Material Moving

**10.9%** Natural Resources, Construction & Maintenance

### Education

Student teacher ratio **1:15**



**83%**

High school diploma

**6%**

Some college or associates degree

**7%**

Bachelors degree

**2%**

Graduate or professional degree

## TRANSIT

### Average commute time Daily breakdown: by transport type

**22**  
Min

Boston Average

**26**  
Min

National Average

**1%** Public Transportation

**85%** Car

**9%** Carpool

**1%** Work at Home