



BELLMORE, NY

[Click to view full report.](#)

CITY INFO

Population: 15,663

City rating

Overall value

Male 49%

Female 51%

Married 67%

Single 33%

This rating is a weighted average of commute time, crime rate, population, median salary, and more.

9/10

This score adds annual household income and cost of living to the city rating.

9/10

Density (Population per mile²)

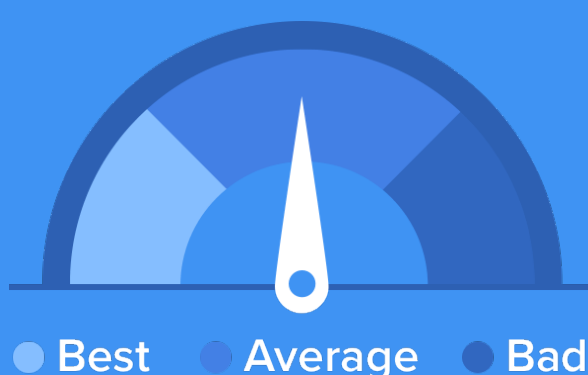
Compared to New York, Bellmore has a low population density. Bellmore is perfect for those who want to be in the city without constantly rubbing shoulders.

6,326
BELLMORE

27,441
NEW YORK

RESIDENCE

Air quality



Weather



Condition

53°F average temperature



53 years

Median home age

\$422,530

Median home price

-5.53%

Median home age

23.43%

Annual property tax

85.6%

Homes owned

11.6%

Homes rented

2.9%

Homes vacant

COMMUNITY

Religious diversity

51.4% Catholic

31% Other

13.9% Jewish

2.1% Other Christian

1.6% Lutheran




Crime rate
(per 100,000)




4

Average age



42

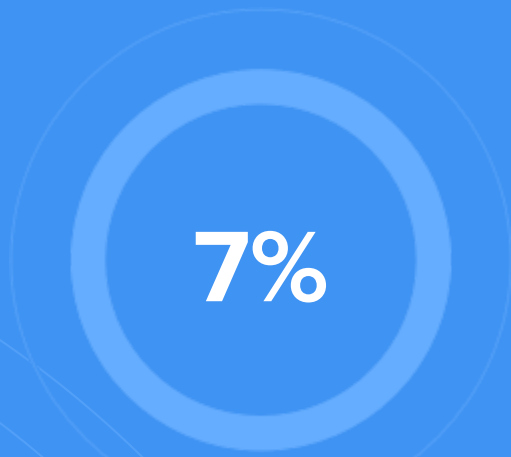
Political majority



Democrat

LOCALE

Unemployment



Occupation

19.8% Management, business, Art & Sciences

33.3% Sales & Office Occupations

9.9% Service Occupation

6.5% Production, transportation & Material Moving

7.2% Natural Resources, Construction & Maintenance

Education

Student teacher ratio 1:13



91%

High school diploma

9%

Some college or associates degree

23%


Bachelors degree

15%


Graduate or professional degree

TRANSIT

Average commute time Daily breakdown: by transport type



Boston Average



National Average

17%



Public Transportation

72%



Car

6%



Carpool

3%



Work at Home