



BOLIVAR, MO

[Click to view full report.](#)

CITY INFO

Population: **10,687**

Male
47%

Female
53%

Married
54%

Single
46%

City rating

This rating is a weighted average of commute time, crime rate, population, median salary, and more.



Overall value

This score adds annual household income and cost of living to the city rating.



Density (Population per mile²)

Compared to New York, Bolivar has a very low population density. Bolivar is perfect for those who like a quiet city.

1,705
BOLIVAR

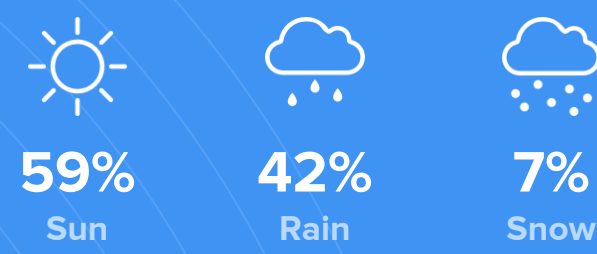
27,441
NEW YORK

RESIDENCE

Air quality



Weather



Condition

56°F average temperature

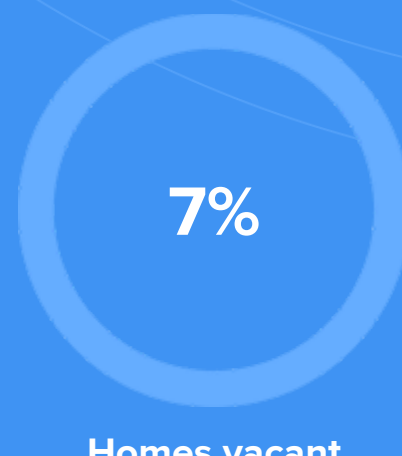
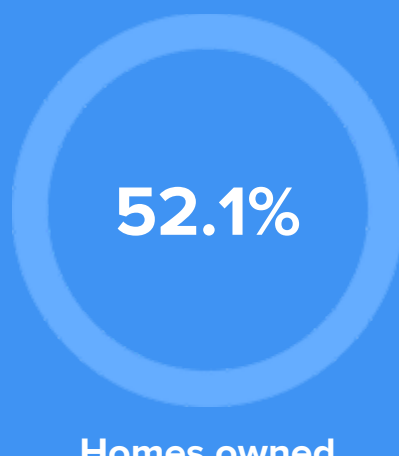


27 years
Median home age

\$109,100
Median home price

-10.03%
Median home age

5.81%
Annual property tax



COMMUNITY

Religious diversity


52.7% Other

34.2% Baptist

4.9% Pentecostal

4.2% Other Christian

4.2% Methodist




Crime rate
(per 100,000)




7

Average age



31

Political majority



Republican

LOCALE

Unemployment



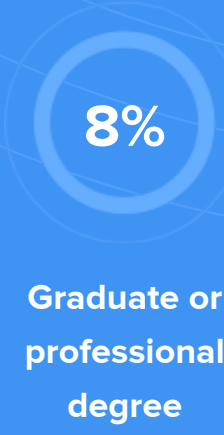
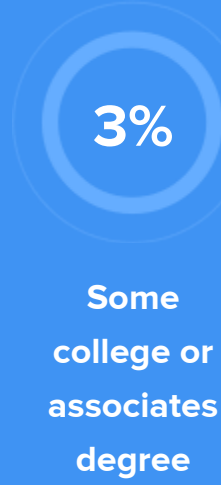

Education

Student teacher ratio **1:15**



Occupation

- 9.2% Management, business, Art & Sciences
- 24.2% Sales & Office Occupations
- 17.9% Service Occupation
- 17.3% Production, transportation & Material Moving
- 5.3% Natural Resources, Construction & Maintenance



TRANSIT

Average commute time Daily breakdown: by transport type

