



BOURBONNAIS, IL

[Click to view full report.](#)

CITY INFO

Population: 17,031

City rating

Overall value

Male 48%

Female 52%

Married 59%

Single 41%

This rating is a weighted average of commute time, crime rate, population, median salary, and more.

9/10

This score adds annual household income and cost of living to the city rating.

8/10

Density (Population per mile²)

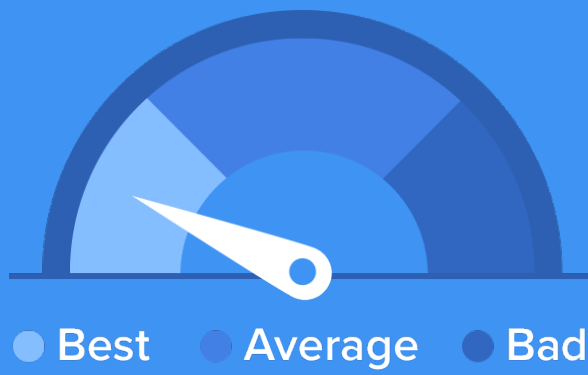
Compared to New York, Bourbonnais has a very low population density. Bourbonnais is perfect for those who like a quiet city.

3,686
BOURBONNAIS

27,441
NEW YORK

RESIDENCE

Air quality



Weather

52% Sun
38% Rain
25% Snow

Condition

50°F average temperature



30 years

Median home age

\$173,050

Median home price

-20.34%

Median home age

18.98%

Annual property tax

62.4%

Homes owned

34.2%

Homes rented

3.4%

Homes vacant

COMMUNITY

Religious diversity

58.2% Other

21.5% Catholic

12% Other Christian

4.9% Lutheran

3.5% Methodist




Crime rate
(per 100,000)




2

Average age



33

Political majority



Democrat

LOCALE

Unemployment

13%

Occupation

11.9% Management, business, Art & Sciences

29.5% Sales & Office Occupations

14.4% Service Occupation

13.9% Production, transportation & Material Moving

7.7% Natural Resources, Construction & Maintenance

Education

Student teacher ratio 1:21



89%

High school diploma

7%

Some college or associates degree

16%

Bachelors degree

11%

Graduate or professional degree

TRANSIT

Average commute time Daily breakdown: by transport type

23
Min

Boston Average

26
Min

National Average

1%



Public Transportation

82%



Car

10%



Carpool

3%



Work at Home