



# BRIDGEWATER TOWNSHIP, NJ

[Click to view full report.](#)

## CITY INFO

Population: **44,691**

**Male**  
49%

**Female**  
51%

**Married**  
68%

**Single**  
32%

### City rating

This rating is a weighted average of commute time, crime rate, population, median salary, and more.



### Overall value

This score adds annual household income and cost of living to the city rating.



### Density (Population per mile<sup>2</sup>)

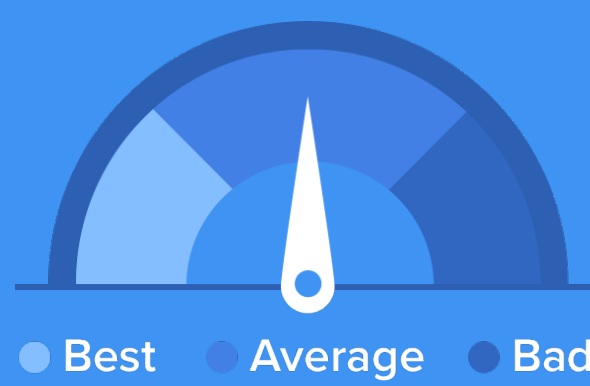
Compared to New York, Bridgewater Township has a very low population density. Bridgewater Township is perfect for those who like a quiet city.

**1,377**  
BRIDGEWATER TOWNSHIP

**27,441**  
NEW YORK

## RESIDENCE

### Air quality



### Weather



### Condition

**53°F** average temperature

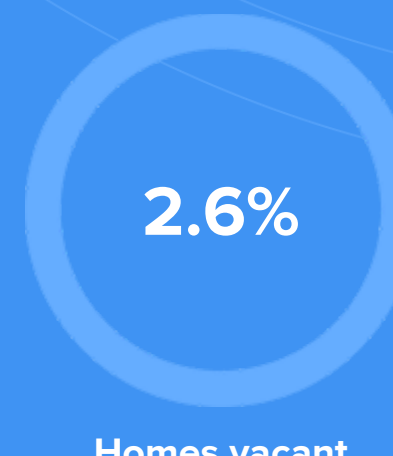
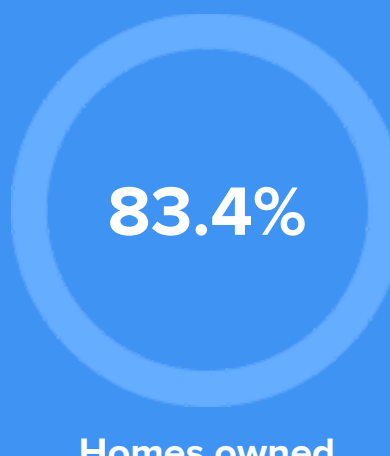


**28 years**  
Median home age

**\$422,530**  
Median home price

**-3.56%**  
Median home age


**19.49%**  
Annual property tax



## COMMUNITY

### Religious diversity

- 51.2%** Other
- 38.8%** Catholic
- 4.2%** Other Christian
- 3.2%** Jewish
- 2.6%** Baptist




**Crime rate**  
(per 100,000)




**1**

**Average age**



**41**

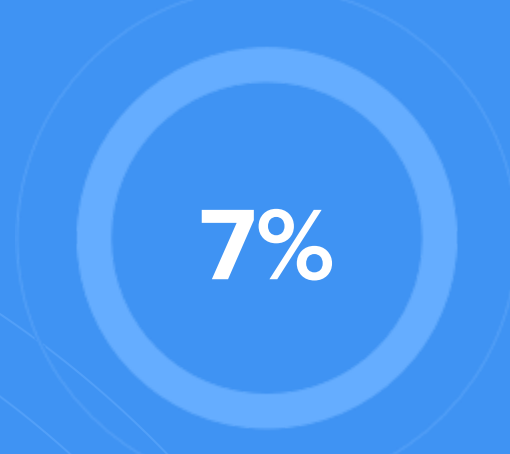
**Political majority**



**Democrat**

## LOCALE

### Unemployment

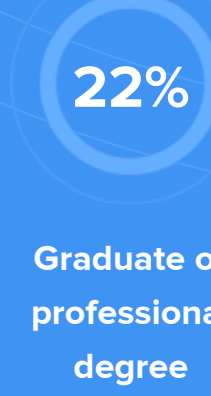
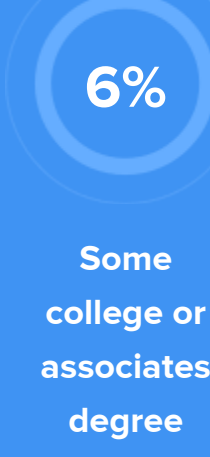


### Occupation

- 24%** Management, business, Art & Sciences
- 26%** Sales & Office Occupations
- 7.5%** Service Occupation
- 5.8%** Production, transportation & Material Moving
- 6.7%** Natural Resources, Construction & Maintenance

### Education

Student teacher ratio **1:12**



## TRANSIT

### Average commute time Daily breakdown: by transport type

