



BURBANK, IL

[Click to view full report.](#)

CITY INFO

Population: **26,554**

Male
49%

Female
51%

Married
55%

Single
45%

City rating

This rating is a weighted average of commute time, crime rate, population, median salary, and more.



Overall value

This score adds annual household income and cost of living to the city rating.



Density (Population per mile²)

Compared to New York, Burbank has a low population density. Burbank is perfect for those who want to be in the city without constantly rubbing shoulders.

6,363
BURBANK

27,441
NEW YORK

RESIDENCE

Air quality



Weather



Condition

51°F average temperature

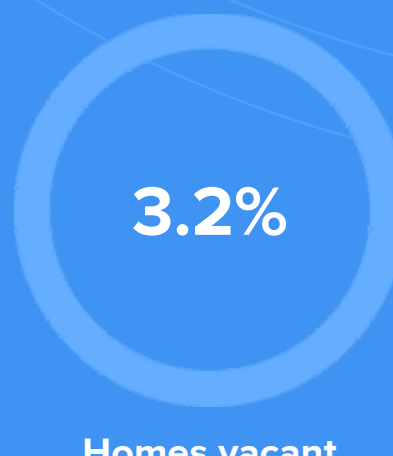
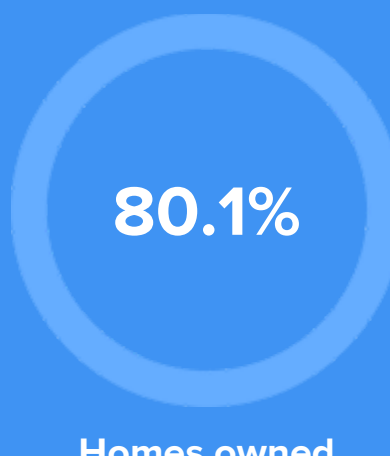


45 years
Median home age

\$159,290
Median home price

-22.11%
Median home age


16.1%
Annual property tax



COMMUNITY

Religious diversity

- 49.9% Other
- 39.3% Catholic
- 5% Other Christian
- 3.7% Jewish
- 2.1% Islam




Crime rate
(per 100,000)




4

Average age



38

Political majority



Democrat

LOCALE

Unemployment







Occupation

- 8.4% Management, business, Art & Sciences
- 30.6% Sales & Office Occupations
- 15.2% Service Occupation
- 25.3% Production, transportation & Material Moving
- 12.2% Natural Resources, Construction & Maintenance

Education

Student teacher ratio **1:20**



TRANSIT

Average commute time Daily breakdown: by transport type

