



# BURLINGTON, WI

[Click to view full report.](#)

## CITY INFO

Population: **10,250**

**Male**  
49%

**Female**  
52%

**Married**  
58%

**Single**  
42%

### City rating

This rating is a weighted average of commute time, crime rate, population, median salary, and more.



### Overall value

This score adds annual household income and cost of living to the city rating.



### Density (Population per mile<sup>2</sup>)

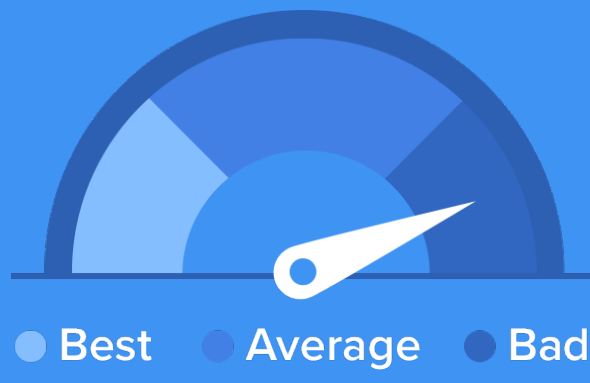
Compared to New York, Burlington has a very low population density. Burlington is perfect for those who like a quiet city.

**1,721**  
BURLINGTON

**27,441**  
NEW YORK

## RESIDENCE

### Air quality



### Weather



### Condition

**46°F** average temperature

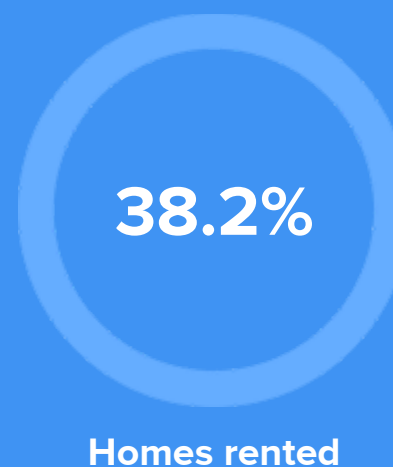


**40 years**  
Median home age

**\$161,570**  
Median home price

**-7.98%**  
Home appreciation rate

**21.63%**  
Annual property tax



## COMMUNITY

### Religious diversity

- 46.7%** Other
- 33.8%** Catholic
- 12.7%** Lutheran
- 5%** Other Christian
- 1.8%** Methodist




**Crime rate**  
(per 100,000)




**1**

**Average age**



**36**

**Political majority**



**Democrat**

## LOCALE

### Unemployment

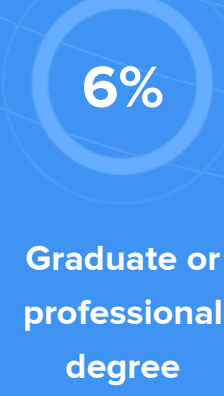





### Occupation

- 11.3%** Management, business, Art & Sciences
- 26.8%** Sales & Office Occupations
- 13.1%** Service Occupation
- 20%** Production, transportation & Material Moving
- 10.6%** Natural Resources, Construction & Maintenance

### Education

Student teacher ratio **1:13**



## TRANSIT

### Average commute time Daily breakdown: by transport type

