



BUTLER, PA

[Click to view full report.](#)

CITY INFO

Population: **13,838**

Male
47%

Female
53%

Married
47%

Single
53%

City rating

This rating is a weighted average of commute time, crime rate, population, median salary, and more.



Overall value

This score adds annual household income and cost of living to the city rating.



Density (Population per mile²)

Compared to New York, Butler has a low population density. Butler is perfect for those who want to be in the city without constantly rubbing shoulders.

5,135
BUTLER

27,441
NEW YORK

RESIDENCE

Air quality



Weather



Condition

50°F average temperature



315 years

Median home age

\$112,070

Median home price

-0.07%

Home appreciation rate

13.37%

Annual property tax

40.3%

Homes owned

47.9%

Homes rented


11.8%

Homes vacant

COMMUNITY

Religious diversity

- 51.3% Other
- 30.9% Catholic
- 6.2% Lutheran
- 6% Presbyterian
- 5.6% Other Christian




Crime rate
(per 100,000)




6

Average age



38

Political majority



Republican

LOCALE

Unemployment

7%

Occupation

- 9.1% Management, business, Art & Sciences
- 24.7% Sales & Office Occupations
- 20.9% Service Occupation
- 20.2% Production, transportation & Material Moving
- 7.7% Natural Resources, Construction & Maintenance

Education

Student teacher ratio **1:16**



82%

High school diploma

8%

Some college or associates degree

12%

Bachelors degree

3%

Graduate or professional degree

TRANSIT

Average commute time Daily breakdown: by transport type

24
Min

Boston Average

26
Min

National Average

1%



Public Transportation

75%



Car

13%



Carpool

2%



Work at Home