



BYRON, IL

[Click to view full report.](#)

CITY INFO

Population: **3,500**

Male **48%**

Female **52%**

Married **58%**

Single **42%**

City rating

This rating is a weighted average of commute time, crime rate, population, median salary, and more.



Overall value

This score adds annual household income and cost of living to the city rating.



Density (Population per mile²)

Compared to New York, Byron has a very low population density. Byron is perfect for those who like a quiet city.

1,415
BYRON

27,441
NEW YORK

RESIDENCE

Air quality



Weather



Condition

48°F average temperature



31 years

Median home age

\$129,990

Median home price

-9.75%

Median home age

17.13%

Annual property tax

59.4%

Homes owned

37.1%

Homes rented

3.5%

Homes vacant

COMMUNITY

Religious diversity


55.9% Other

17.1% Catholic

12% Other Christian

9.1% Lutheran

5.9% Methodist




Crime rate
(per 100,000)




1

Average age



35

Political majority



Republican

LOCALE

Unemployment

13%

Occupation

10.2% Management, business, Art & Sciences

24.2% Sales & Office Occupations

17.7% Service Occupation

18.1% Production, transportation & Material Moving

11.8% Natural Resources, Construction & Maintenance

Education

Student teacher ratio **1:16**



87%

High school diploma

7%

Some college or associates degree

10%

Bachelors degree

4%

Graduate or professional degree

TRANSIT

Average commute time Daily breakdown: by transport type

24
Min

Boston Average

26
Min

National Average

0%



Public Transportation

86%



Car

6%



Carpool

4%



Work at Home