



CALDWELL, ID

[Click to view full report.](#)

CITY INFO

Population: 40,361

City rating

Overall value

Male 50%

Female 51%

Married 57%

Single 43%

This rating is a weighted average of commute time, crime rate, population, median salary, and more.

7/10

This score adds annual household income and cost of living to the city rating.

6/10

Density (Population per mile²)

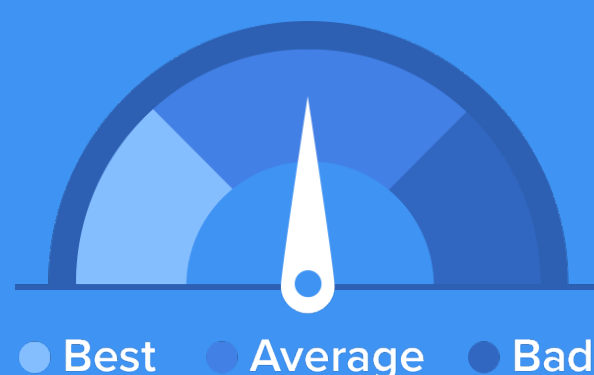
Compared to New York, Caldwell has a very low population density. Caldwell is perfect for those who like a quiet city.

3,558
CALDWELL

27,441
NEW YORK

RESIDENCE

Air quality



Weather



Condition

56°F average temperature



17 years

Median home age

\$102,860

Median home price

-22.75%

Median home age

10.38%

Annual property tax

62.4%

Homes owned

30.3%

Homes rented

7.3%

Homes vacant

COMMUNITY

Religious diversity

65.6% Other

14.4% Mormon

9.6% Catholic

8.6% Other Christian

1.9% Baptist




Crime rate
(per 100,000)




6

Average age



30

Political majority



Republican

LOCALE

Unemployment

12%

Occupation

8.3% Management, business, Art & Sciences

22.7% Sales & Office Occupations

18.3% Service Occupation

21.1% Production, transportation & Material Moving

10.8% Natural Resources, Construction & Maintenance

Education

Student teacher ratio 1:19



70%

High school diploma

5%

Some college or associates degree

8%

Bachelors degree

4%

Graduate or professional degree

TRANSIT

Average commute time Daily breakdown: by transport type

24

Min

Boston Average

26

Min

National Average

0%



Public Transportation

75%



Car

16%



Carpool

2%



Work at Home