



# CALIMESA, CA

[Click to view full report.](#)

## CITY INFO

Population: **9,941**

**Male**  
46%

**Female**  
54%

**Married**  
64%

**Single**  
36%

### City rating

This rating is a weighted average of commute time, crime rate, population, median salary, and more.



### Overall value

This score adds annual household income and cost of living to the city rating.



### Density (Population per mile<sup>2</sup>)

Compared to New York, Calimesa has a very low population density. Calimesa is perfect for those who like a quiet city.

**638**  
CALIMESA

**27,441**  
NEW YORK

## RESIDENCE

### Air quality



### Weather



### Condition

**64°F** average temperature



**13 years**

Median home age

**\$170,870**

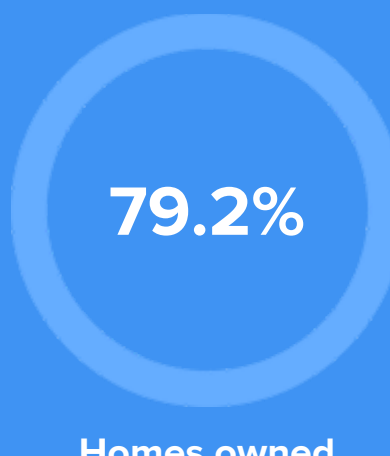
Median home price

**-24.04%**

Median home age

**9.19%**

Annual property tax



## COMMUNITY

### Religious diversity


**62.9%** Other

**28.6%** Catholic

**4.3%** Other Christian

**2.2%** Mormon

**2%** Pentecostal




**Crime rate**  
(per 100,000)




**2**

**Average age**



**51**

**Political majority**



**Democrat**

## LOCALE

### Unemployment

**15%**

### Occupation

**10.7%** Management, business, Art & Sciences

**31.6%** Sales & Office Occupations

**18.4%** Service Occupation

**12.8%** Production, transportation & Material Moving

**9.4%** Natural Resources, Construction & Maintenance

### Education

Student teacher ratio **1:22**



**80%**

High school diploma

**6%**

Some college or associates degree

**6%**

Bachelors degree

**6%**

Graduate or professional degree

## TRANSIT

### Average commute time Daily breakdown: by transport type

