



# CAMBRIDGE, MD

[Click to view full report.](#)

## CITY INFO

**Population:** 11,925

**Male**  
46%


**Female**  
54%

**Married**  
43%

**Single**  
57%

### City rating

This rating is a weighted average of commute time, crime rate, population, median salary, and more.



### Overall value

This score adds annual household income and cost of living to the city rating.



### Density (Population per mile<sup>2</sup>)

Compared to New York, Cambridge has a very low population density. Cambridge is perfect for those who like a quiet city.

**1,773**  
CAMBRIDGE

**27,441**  
NEW YORK

## RESIDENCE

### Air quality



### Weather



### Condition

57°F average temperature

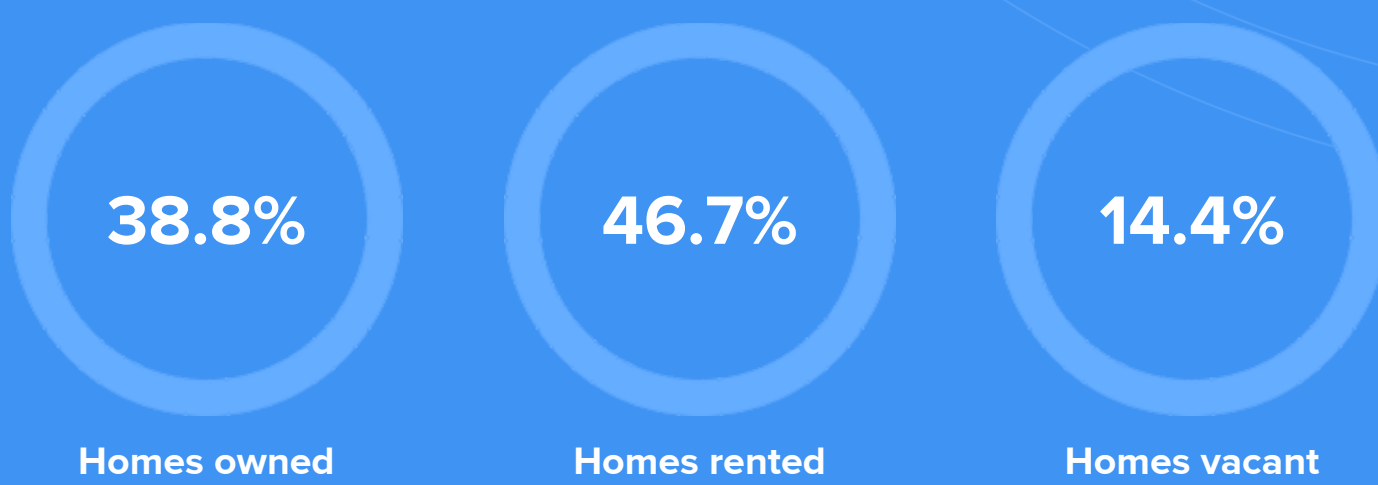


**48 years**  
Median home age

**\$181,270**  
Median home price

**-4.41%**  
Median home age


**9.66%**  
Annual property tax



## COMMUNITY

### Religious diversity

- 64.5% Other
- 20.7% Methodist
- 5.7% Catholic
- 4.9% Baptist
- 4.2% Other Christian




**Crime rate**  
(per 100,000)




9

**Average age**



39

**Political majority**



Republican

## LOCALE

### Unemployment



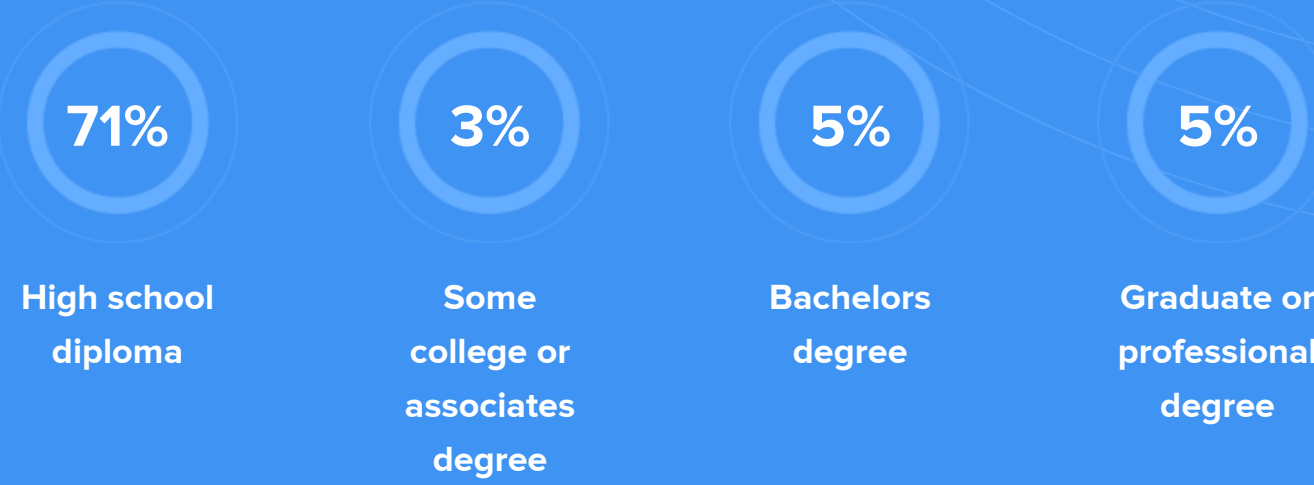
### Education

Student teacher ratio **1:14**



### Occupation

- 6.8% Management, business, Art & Sciences
- 22.8% Sales & Office Occupations
- 18.5% Service Occupation
- 25.5% Production, transportation & Material Moving
- 11% Natural Resources, Construction & Maintenance



## TRANSIT

### Average commute time Daily breakdown: by transport type

