



CANYON, TX

[Click to view full report.](#)

CITY INFO

Population: **13,704**

Male
49%

Female
51%

Married
54%

Single
46%

City rating

This rating is a weighted average of commute time, crime rate, population, median salary, and more.



Overall value

This score adds annual household income and cost of living to the city rating.



Density (Population per mile²)

Compared to New York, Canyon has a very low population density. Canyon is perfect for those who like a quiet city.

2,767

CANYON

27,441

NEW YORK

RESIDENCE

Air quality



Weather



Condition

58°F average temperature



35 years

Median home age

\$120,880

Median home price

2.9%

Home appreciation rate

15.23%

Annual property tax

50%

Homes owned

44.9%

Homes rented

5.1%

Homes vacant

COMMUNITY

Religious diversity


55.1% Other

19.6% Baptist

15.2% Other Christian

7% Pentecostal

3.1% Methodist




Crime rate
(per 100,000)




1

Average age



28

Political majority



Republican

LOCALE

Unemployment

5%

Occupation

12.3% Management, business, Art & Sciences

25.2% Sales & Office Occupations

20.4% Service Occupation

6.7% Production, transportation & Material Moving

7.4% Natural Resources, Construction & Maintenance

Education

Student teacher ratio **1:15**



89%

High school diploma

4%

Some college or associates degree

27%

Bachelors degree

15%

Graduate or professional degree

TRANSIT

Average commute time Daily breakdown: by transport type

21

Min

Boston Average

26

Min

National Average

0%



Public Transportation

81%



Car

11%



Carpool

2%



Work at Home