



CASTRO VALLEY, CA

[Click to view full report.](#)

CITY INFO

Population: 55,093

City rating

Overall value

Male 49%

Female 51%

Married 59%

Single 41%

This rating is a weighted average of commute time, crime rate, population, median salary, and more.



This score adds annual household income and cost of living to the city rating.



Density (Population per mile²)

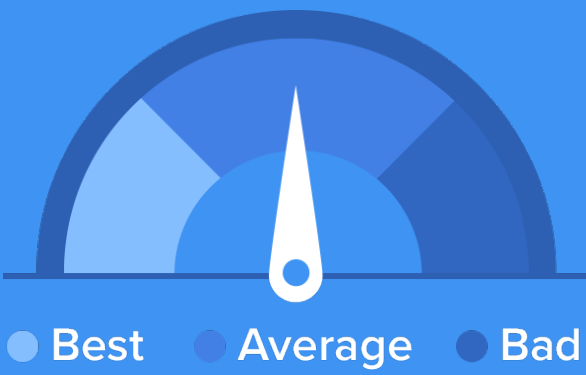
Compared to New York, Castro Valley has a very low population density. Castro Valley is perfect for those who like a quiet city.

3,819
CASTRO VALLEY

27,441
NEW YORK

RESIDENCE

Air quality



Weather



Condition

58°F average temperature



45 years

Median home age

\$475,000

Median home price

-11.72%

Median home age

7.1%

Annual property tax

68%

Homes owned

29.4%

Homes rented

2.6%

Homes vacant

COMMUNITY

Religious diversity

71.6% Other

21.7% Catholic

2.6% Other Christian

2.3% Baptist

1.8% Jewish




Crime rate
(per 100,000)




5

Average age



42

Political majority



Democrat

LOCALE

Unemployment

12%

Occupation

19.6% Management, business, Art & Sciences

29.1% Sales & Office Occupations

11.2% Service Occupation

9.5% Production, transportation & Material Moving

9.1% Natural Resources, Construction & Maintenance

Education

Student teacher ratio 1:22



89%

High school diploma

8%

Some college or associates degree

20%

Bachelors degree

11%

Graduate or professional degree

TRANSIT

Average commute time Daily breakdown: by transport type

33
Min

Boston Average

26
Min

National Average

7%



Public Transportation

76%



Car

11%



Carpool

4%



Work at Home