



CASTROVILLE, CA

[Click to view full report.](#)

CITY INFO

Population: 6,840

Male
52%

Female
48%

Married
56%

Single
44%

City rating

This rating is a weighted average of commute time, crime rate, population, median salary, and more.



Overall value

This score adds annual household income and cost of living to the city rating.



Density (Population per mile²)

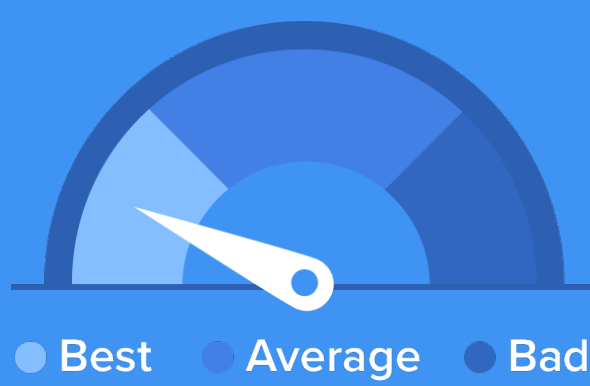
Compared to New York, Castroville has a low population density. Castroville is perfect for those who want to be in the city without constantly rubbing shoulders.

6,772
CASTROVILLE

27,441
NEW YORK

RESIDENCE

Air quality



Weather



Condition

56°F average temperature

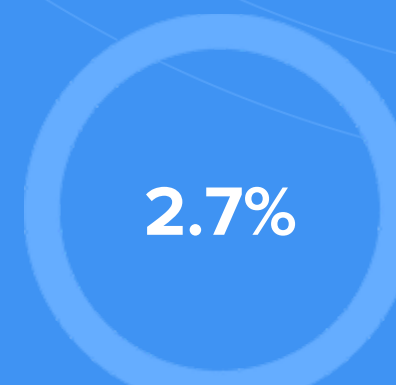
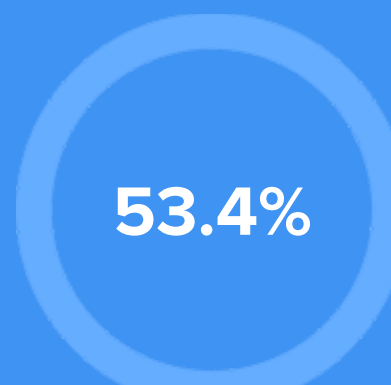
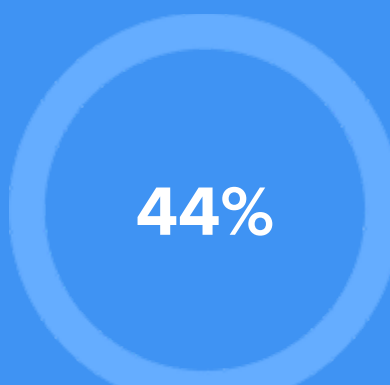


38 years
Median home age

\$180,870
Median home price

-17.05%
Median home age


6.03%
Annual property tax



COMMUNITY

Religious diversity

- 60.3% Other
- 35.2% Catholic
- 1.8% Baptist
- 1.5% Pentecostal
- 1.3% Other Christian




Crime rate
(per 100,000)




4

Average age



27

Political majority



Democrat

LOCALE

Unemployment

11%

Occupation

- 4% Management, business, Art & Sciences
- 19.5% Sales & Office Occupations
- 19.7% Service Occupation
- 21.3% Production, transportation & Material Moving
- 13.9% Natural Resources, Construction & Maintenance

Education

Student teacher ratio **1:18**



40%

High school diploma

3%

Some college or associates degree

2%

Bachelors degree

2%

Graduate or professional degree

TRANSIT

Average commute time Daily breakdown: by transport type

25 Min

Boston Average

26 Min

National Average

3%



Public Transportation

59%



Car

31%



Carpool

2%



Work at Home