



# CEDAR PARK, TX

[Click to view full report.](#)

## CITY INFO

**Population: 53,228**

**Male 50%**

**Female 50%**

**Married 71%**

**Single 29%**

### City rating

This rating is a weighted average of commute time, crime rate, population, median salary, and more.



### Overall value

This score adds annual household income and cost of living to the city rating.



### Density (Population per mile<sup>2</sup>)

Compared to New York, Cedar Park has a very low population density. Cedar Park is perfect for those who like a quiet city.

**3,137**  
CEDAR PARK

**27,441**  
NEW YORK

## RESIDENCE

### Air quality



### Weather



### Condition

**66°F** average temperature



**8 years**

Median home age

**\$196,320**

Median home price

**-4.31%**

Home appreciation rate

**19.59%**

Annual property tax

**80.4%**

Homes owned

**15.8%**

Homes rented

**3.8%**

Homes vacant

## COMMUNITY

### Religious diversity

**69.1%** Other

**13.9%** Catholic

**9.9%** Baptist

**4.2%** Methodist

**3%** Other Christian




**Crime rate**  
(per 100,000)




**2**

**Average age**



**32**

**Political majority**



**Republican**

## LOCALE

### Unemployment

**6%**

### Occupation

**20.2%** Management, business, Art & Sciences

**28.3%** Sales & Office Occupations


**8.5%** Service Occupation

**8.5%** Production, transportation & Material Moving

**7.3%** Natural Resources, Construction & Maintenance

### Education

Student teacher ratio **1:13**



**93%**

High school diploma

**8%**

Some college or associates degree

**27%**

Bachelors degree

**8%**

Graduate or professional degree

## TRANSIT

### Average commute time Daily breakdown: by transport type

**33**

Min

Boston Average

**26**

Min

National Average

**0%**



Public Transportation

**87%**



Car

**10%**



Carpool

**2%**



Work at Home