



CLINTON, IL

[Click to view full report.](#)

CITY INFO

Population: **7,128**

Male
48%

Female
52%

Married
58%

Single
42%

City rating

This rating is a weighted average of commute time, crime rate, population, median salary, and more.



Overall value

This score adds annual household income and cost of living to the city rating.



Density (Population per mile²)

Compared to New York, Clinton has a very low population density. Clinton is perfect for those who like a quiet city.

2,687
CLINTON

27,441
NEW YORK

RESIDENCE

Air quality



Weather



Condition

51°F average temperature

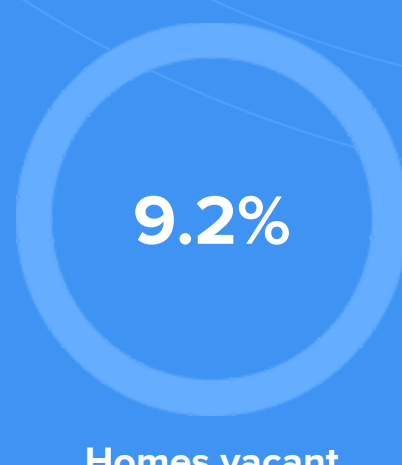
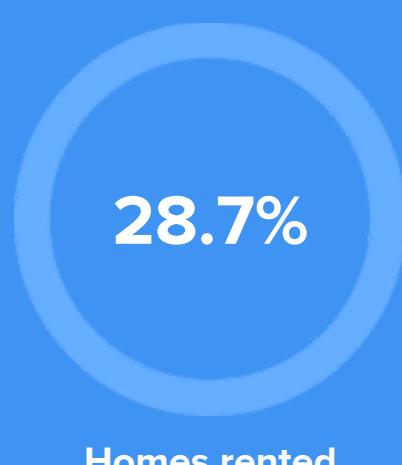
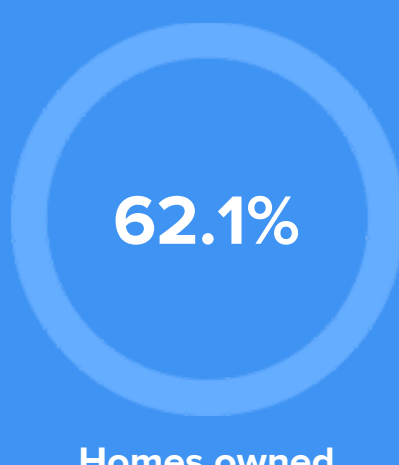


56 years
Median home age

\$103,460
Median home price

1.11%
Median home age


12.96%
Annual property tax



COMMUNITY

Religious diversity

- 56.3%** Other
- 24.2%** Other Christian
- 10.1%** Catholic
- 6.7%** Methodist
- 2.6%** Pentecostal




Crime rate
(per 100,000)




4

Average age



38

Political majority



Republican

LOCALE

Unemployment

10%

Occupation

- 10%** Management, business, Art & Sciences
- 27.5%** Sales & Office Occupations
- 17.8%** Service Occupation
- 20.7%** Production, transportation & Material Moving
- 10%** Natural Resources, Construction & Maintenance

Education

Student teacher ratio **1:19**



82%

High school diploma

4%

Some college or associates degree

9%

Bachelors degree

3%

Graduate or professional degree

TRANSIT

Average commute time Daily breakdown: by transport type

