



CLINTON, NJ

[Click to view full report.](#)

CITY INFO

Population: **2,545**

Male
49%

Female
51%

Married
64%

Single
36%

City rating

This rating is a weighted average of commute time, crime rate, population, median salary, and more.



Overall value

This score adds annual household income and cost of living to the city rating.



Density (Population per mile²)

Compared to New York, Clinton has a very low population density. Clinton is perfect for those who like a quiet city.

1,852

CLINTON

27,441

NEW YORK

RESIDENCE

Air quality



Weather



Condition

53°F average temperature



37 years

Median home age

\$307,990

Median home price

-9.52%

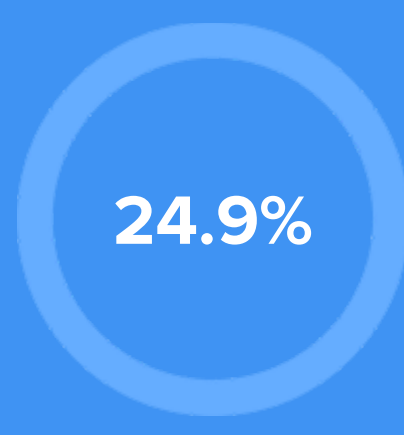
Median home age

20.09%

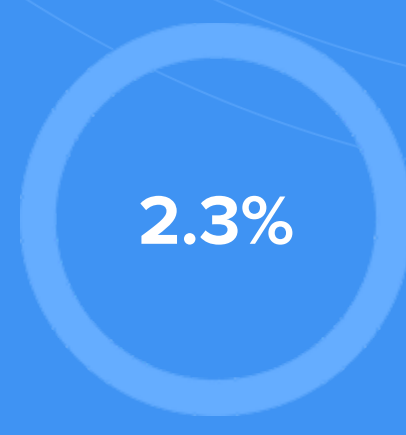
Annual property tax



Homes owned



Homes rented



Homes vacant

COMMUNITY

Religious diversity


56% Other

35.4% Catholic

3.3% Presbyterian

3.1% Other Christian

2.2% Methodist




Crime rate
(per 100,000)




1

Average age



40

Political majority



Republican

LOCALE

Unemployment

7%

Occupation

25.3% Management, business, Art & Sciences

22.2% Sales & Office Occupations

11.2% Service Occupation

4.4% Production, transportation & Material Moving

3.9% Natural Resources, Construction & Maintenance

Education

Student teacher ratio **1:12**



94%

High school diploma

6%

Some college or associates degree

28%

Bachelors degree

21%

Graduate or professional degree

TRANSIT

Average commute time Daily breakdown: by transport type

33

Min

Boston Average

26

Min

National Average

2%



Public Transportation

81%



Car

6%



Carpool

7%



Work at Home