



# COLLEGEVILLE, PA

[Click to view full report.](#)

## CITY INFO

**Population:** 8,198

**Male**  
69%

**Female**  
31%

**Married**  
78%

**Single**  
22%

### City rating

This rating is a weighted average of commute time, crime rate, population, median salary, and more.



### Overall value

This score adds annual household income and cost of living to the city rating.



### Density (Population per mile<sup>2</sup>)

Compared to New York, Collegeville has a low population density. Collegeville is perfect for those who want to be in the city without constantly rubbing shoulders.

**5,259**  
COLLEGEVILLE

**27,441**  
NEW YORK

## RESIDENCE

### Air quality



### Weather



### Condition

52°F average temperature



**33 years**

Median home age

**\$292,150**

Median home price

**-2.87%**

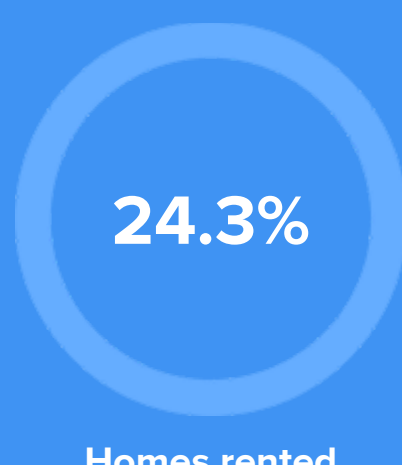
Home appreciation rate

**16.8%**

Annual property tax



Homes owned



Homes rented



Homes vacant

## COMMUNITY

### Religious diversity


**46.7%** Other

**35.2%** Catholic

**7%** Jewish

**6.2%** Other Christian

**5%** Lutheran



**Crime rate**  
(per 100,000)




**3**

**Average age**



**35**

**Political majority**



**Democrat**

## LOCALE

### Unemployment

**7%**

### Occupation

**24.2%** Management, business, Art & Sciences

**23.4%** Sales & Office Occupations


**11.1%** Service Occupation

**5.2%** Production, transportation & Material Moving

**6.2%** Natural Resources, Construction & Maintenance

### Education

Student teacher ratio **1:15**



**71%**

High school diploma

**6%**

Some college or associates degree

**14%**

Bachelors degree

**9%**

Graduate or professional degree

## TRANSIT

### Average commute time Daily breakdown: by transport type

**33**  
Min

Boston Average

**26**  
Min

National Average

**2%**



Public Transportation

**91%**



Car

**3%**



Carpool

**3%**



Work at Home