



COLLINSVILLE, IL

[Click to view full report.](#)

CITY INFO

Population: **26,270**

Male
49%

Female
51%

Married
54%

Single
46%

City rating

This rating is a weighted average of commute time, crime rate, population, median salary, and more.



Overall value

This score adds annual household income and cost of living to the city rating.



Density (Population per mile²)

Compared to New York, Collinsville has a very low population density. Collinsville is perfect for those who like a quiet city.

1,933
COLLINSVILLE

27,441
NEW YORK

RESIDENCE

Air quality



Weather



Condition

57°F average temperature

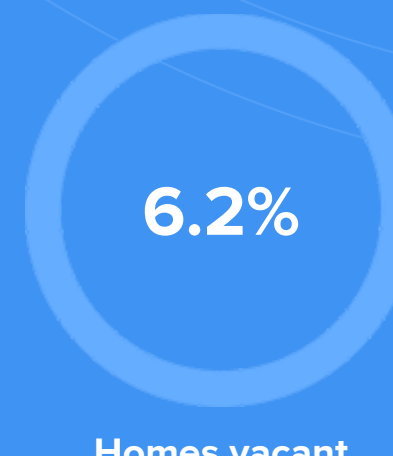
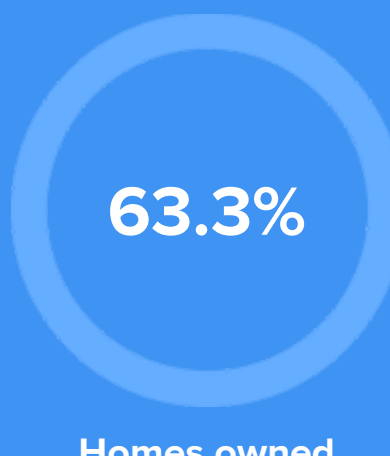


39 years
Median home age

\$107,610
Median home price

-8.23%
Median home age


16.94%
Annual property tax



COMMUNITY

Religious diversity


- 59.9%** Other
- 16.6%** Catholic
- 10.3%** Baptist
- 8.4%** Other Christian
- 4.9%** Lutheran




Crime rate
(per 100,000)



Average age



Political majority



Democrat

LOCALE

Unemployment



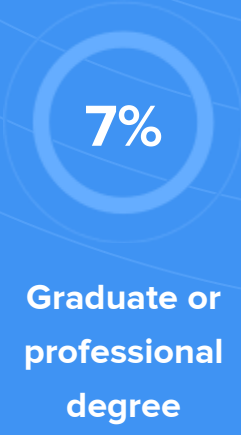
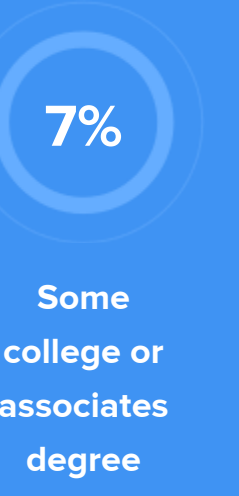

Education

Student teacher ratio **1:20**



Occupation

- 12.7%** Management, business, Art & Sciences
- 30.1%** Sales & Office Occupations
- 13.8%** Service Occupation
- 13.4%** Production, transportation & Material Moving
- 9.3%** Natural Resources, Construction & Maintenance



TRANSIT

Average commute time Daily breakdown: by transport type

