



COLUMBUS, OH

[Click to view full report.](#)

CITY INFO

Population: 746,592

City rating

Overall value

Male 49%

Female 51%

Married 45%

Single 55%

This rating is a weighted average of commute time, crime rate, population, median salary, and more.

8/10

This score adds annual household income and cost of living to the city rating.

6/10

Density (Population per mile²)

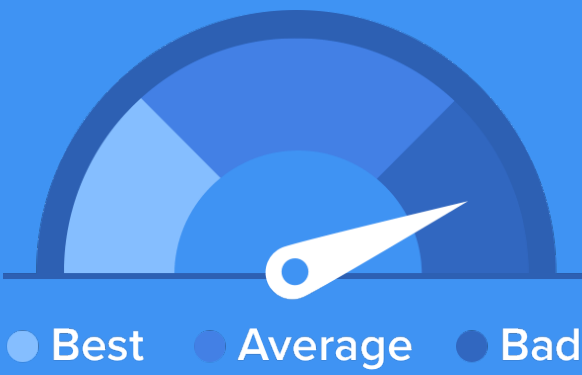
Compared to New York, Columbus has a very low population density. Columbus is perfect for those who like a quiet city.

3,551
COLUMBUS

27,441
NEW YORK

RESIDENCE

Air quality



Weather



Condition

54°F average temperature



33 years

Median home age

\$114,440

Median home price

0.83%

Home appreciation rate

14.55%

Annual property tax

44.6%

Homes owned

44.6%

Homes rented

10.9%

Homes vacant

COMMUNITY

Religious diversity


73.1% Other

13.4% Catholic

6.3% Other Christian

3.7% Baptist

3.5% Methodist




Crime rate
(per 100,000)




7

Average age



33

Political majority



Democrat

LOCALE

Unemployment



Occupation

14.5% Management, business, Art & Sciences

30.2% Sales & Office Occupations

14.7% Service Occupation

12.5% Production, transportation & Material Moving

6.4% Natural Resources, Construction & Maintenance

Education

Student teacher ratio 1:17



85%

High school diploma

6%

Some college or associates degree

21%

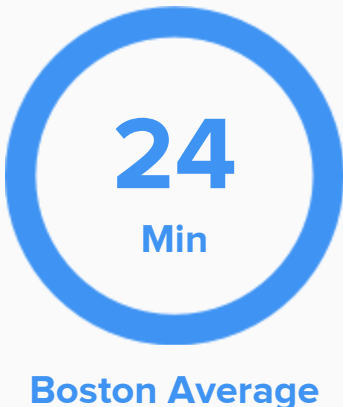
Bachelors degree

10%

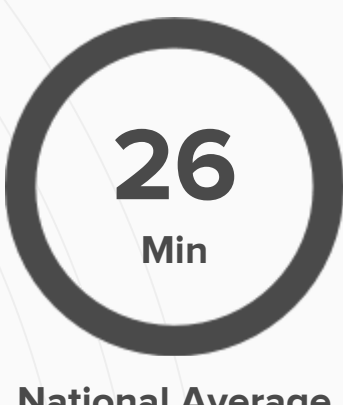
Graduate or professional degree

TRANSIT

Average commute time Daily breakdown: by transport type



Boston Average



National Average

4%



Public Transportation

80%



Car

11%



Carpool

2%



Work at Home