



COPIAGUE, NY

[Click to view full report.](#)

CITY INFO

Population: **21,824**

Male **50%**

Female **50%**

Married **58%**

Single **42%**

City rating

This rating is a weighted average of commute time, crime rate, population, median salary, and more.



Overall value

This score adds annual household income and cost of living to the city rating.



Density (Population per mile²)

Compared to New York, Copiague has a low population density. Copiague is perfect for those who want to be in the city without constantly rubbing shoulders.

6,841
COPIAGUE

27,441
NEW YORK

RESIDENCE

Air quality



Weather



Condition

53°F average temperature



49 years

Median home age

\$284,920

Median home price

-5.7%

Median home age

26.26%

Annual property tax

74%

Homes owned

23.2%

Homes rented

2.8%

Homes vacant

COMMUNITY

Religious diversity


50.9% Catholic

39.4% Other

6.3% Jewish

2.1% Lutheran

1.4% Other Christian




Crime rate
(per 100,000)




4

Average age



40

Political majority



Democrat

LOCALE

Unemployment

7%

Occupation

10.6% Management, business, Art & Sciences

31.6% Sales & Office Occupations

16% Service Occupation

16.6% Production, transportation & Material Moving

12.3% Natural Resources, Construction & Maintenance

Education

Student teacher ratio **1:15**



77%

High school diploma

8%

Some college or associates degree

9%

Bachelors degree

5%

Graduate or professional degree

TRANSIT

Average commute time Daily breakdown: by transport type

34
Min

Boston Average

26
Min

National Average

10%



Public Transportation

70%



Car

14%



Carpool

2%



Work at Home