



CUYAHOGA FALLS, OH

[Click to view full report.](#)

CITY INFO

Population: **51,276**

Male
48%


Female
52%

Married
56%

Single
44%

City rating

This rating is a weighted average of commute time, crime rate, population, median salary, and more.



Overall value

This score adds annual household income and cost of living to the city rating.



Density (Population per mile²)

Compared to New York, Cuyahoga Falls has a very low population density. Cuyahoga Falls is perfect for those who like a quiet city.

2,007
CUYAHOGA FALLS

27,441
NEW YORK

RESIDENCE

Air quality



Weather



Condition

51°F average temperature



48 years
Median home age

\$100,580
Median home price

-5.3%
Home appreciation rate


12.66%
Annual property tax



COMMUNITY

Religious diversity

- 60.7%** Other
- 21.3%** Catholic
- 13.1%** Other Christian
- 3%** Methodist
- 1.9%** Lutheran




Crime rate
(per 100,000)



Average age



Political majority



Democrat

LOCALE

Unemployment



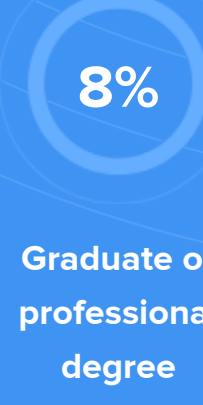
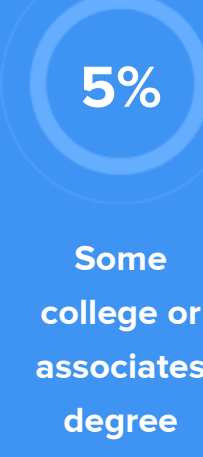

Education

Student teacher ratio **1:17**



Occupation

- 13.4%** Management, business, Art & Sciences
- 30.5%** Sales & Office Occupations
- 13.6%** Service Occupation
- 13.8%** Production, transportation & Material Moving
- 7.5%** Natural Resources, Construction & Maintenance



TRANSIT

Average commute time Daily breakdown: by transport type

