



DANVERS, MA

[Click to view full report.](#)

CITY INFO

Population: **27,660**

Male
47%

Female
53%

Married
58%

Single
42%

City rating

This rating is a weighted average of commute time, crime rate, population, median salary, and more.



Overall value

This score adds annual household income and cost of living to the city rating.



Density (Population per mile²)

Compared to New York, Danvers has a very low population density. Danvers is perfect for those who like a quiet city.

2,083
DANVERS

27,441
NEW YORK

RESIDENCE

Air quality



Weather



Condition

51°F average temperature



47 years

Median home age

\$294,720

Median home price

-2.1%

Median home age

11.64%

Annual property tax

75.7%

Homes owned

21.5%

Homes rented

2.8%

Homes vacant

COMMUNITY

Religious diversity


46.1% Catholic

43.8% Other

6.2% Other Christian

2.6% Jewish

1.3% Episcopalian




Crime rate
(per 100,000)




4

Average age



43

Political majority



Democrat

LOCALE

Unemployment

8%

Occupation

17.1% Management, business, Art & Sciences

27.4% Sales & Office Occupations

14.6% Service Occupation

7.7% Production, transportation & Material Moving

8.4% Natural Resources, Construction & Maintenance

Education

Student teacher ratio **1:13**



90%

High school diploma

10%

Some college or associates degree

22%

Bachelors degree

11%

Graduate or professional degree

TRANSIT

Average commute time Daily breakdown: by transport type

28
Min

Boston Average

26
Min

National Average

3%



Public Transportation

87%



Car

7%



Carpool

3%



Work at Home