



DAVISON, MI

[Click to view full report.](#)

CITY INFO

Population: **5,144**

Male
45%

Female
55%

Married
51%

Single
49%

City rating

This rating is a weighted average of commute time, crime rate, population, median salary, and more.



Overall value

This score adds annual household income and cost of living to the city rating.



Density (Population per mile²)

Compared to New York, Davison has a very low population density. Davison is perfect for those who like a quiet city.

2,887
DAVISON

27,441
NEW YORK

RESIDENCE

Air quality



Weather



Condition

49°F average temperature



42 years

Median home age

\$104,050

Median home price

-14.06%

Median home age

12.85%

Annual property tax

51.8%

Homes owned

39.5%

Homes rented

8.7%

Homes vacant

COMMUNITY

Religious diversity


71.9% Other

14.2% Catholic

6.6% Other Christian

4.6% Baptist

2.8% Lutheran




Crime rate
(per 100,000)




2

Average age



39

Political majority



Democrat

LOCALE

Unemployment

15%

Occupation

11.3% Management, business, Art & Sciences

25.8% Sales & Office Occupations

16.5% Service Occupation

16.1% Production, transportation & Material Moving

7.8% Natural Resources, Construction & Maintenance

Education

Student teacher ratio **1:22**



84%

High school diploma

8%

Some college or associates degree

14%

Bachelors degree

9%

Graduate or professional degree

TRANSIT

Average commute time Daily breakdown: by transport type

28
Min

26
Min

National Average

1%



Public Transportation

87%



Car

8%



Carpool

1%



Work at Home