



# DAYTON, TX

[Click to view full report.](#)

## CITY INFO

**Population:** 6,446

**Male**  
48%

**Female**  
52%

**Married**  
56%

**Single**  
44%

### City rating

This rating is a weighted average of commute time, crime rate, population, median salary, and more.



### Overall value

This score adds annual household income and cost of living to the city rating.



### Density (Population per mile<sup>2</sup>)

Compared to New York, Dayton has a very low population density. Dayton is perfect for those who like a quiet city.

**584**

DAYTON

**27,441**

NEW YORK

## RESIDENCE

### Air quality



### Weather



### Condition

**68°F** average temperature



**26 years**

Median home age

**\$89,200**

Median home price

**0.8%**

Home appreciation rate

**12.36%**

Annual property tax

**53.3%**

Homes owned

**37%**

Homes rented

**9.7%**

Homes vacant

## COMMUNITY

### Religious diversity


**50.4%** Other

**32.2%** Baptist

**12.2%** Catholic

**2.7%** Methodist

**2.5%** Pentecostal




**Crime rate**  
(per 100,000)




**5**

**Average age**



**33**

**Political majority**



**Republican**

## LOCALE

### Unemployment

**11%**

### Occupation

**7.5%** Management, business, Art & Sciences

**21.2%** Sales & Office Occupations


**20.7%** Service Occupation

**17.5%** Production, transportation & Material Moving

**15.6%** Natural Resources, Construction & Maintenance

### Education

Student teacher ratio **1:15**



**74%**

High school diploma

**4%**

Some college or associates degree

**10%**

Bachelors degree

**3%**

Graduate or professional degree

## TRANSIT

### Average commute time Daily breakdown: by transport type

**30**

Min

Boston Average

**26**

Min

National Average

**0%**



Public Transportation

**76%**



Car

**20%**



Carpool

**1%**



Work at Home