



# DEER PARK, NY

[Click to view full report.](#)

## CITY INFO

Population: **27,641**

**Male**  
49%

**Female**  
51%

**Married**  
62%

**Single**  
38%

### City rating

This rating is a weighted average of commute time, crime rate, population, median salary, and more.



### Overall value

This score adds annual household income and cost of living to the city rating.



### Density (Population per mile<sup>2</sup>)

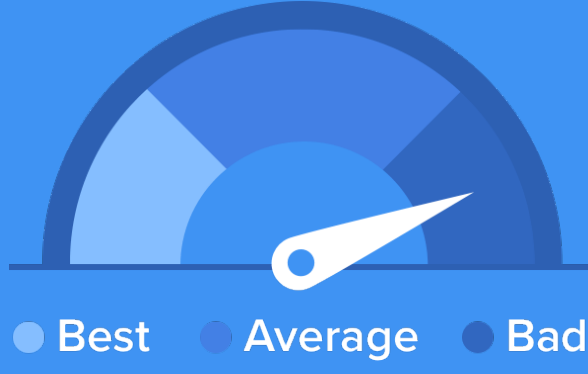
Compared to New York, Deer Park has a low population density. Deer Park is perfect for those who want to be in the city without constantly rubbing shoulders.

**4,417**  
DEER PARK

**27,441**  
NEW YORK

## RESIDENCE

### Air quality



### Weather



### Condition

**53°F** average temperature



**45 years**  
Median home age

**\$316,600**  
Median home price

**-11.06%**  
Median home age

**26.26%**  
Annual property tax



## COMMUNITY

### Religious diversity

- 50.9%** Catholic
- 39.4%** Other
- 6.3%** Jewish
- 2.1%** Lutheran
- 1.4%** Other Christian




**Crime rate**  
(per 100,000)




**5**

**Average age**



**40**

**Political majority**



**Democrat**

## LOCALE

### Unemployment

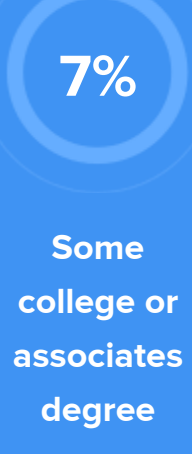




### Occupation

- 13.6%** Management, business, Art & Sciences
- 30.3%** Sales & Office Occupations
- 15.6%** Service Occupation
- 11.3%** Production, transportation & Material Moving
- 11.8%** Natural Resources, Construction & Maintenance

### Education

Student teacher ratio **1:13**



## TRANSIT

### Average commute time Daily breakdown: by transport type

