



DOVER, OH

[Click to view full report.](#)

CITY INFO

Population: **12,198**

Male
47%

Female
53%

Married
59%

Single
42%

City rating

This rating is a weighted average of commute time, crime rate, population, median salary, and more.



Overall value

This score adds annual household income and cost of living to the city rating.



Density (Population per mile²)

Compared to New York, Dover has a very low population density. Dover is perfect for those who like a quiet city.

2,317
DOVER

27,441
NEW YORK

RESIDENCE

Air quality



● Best ● Average ● Bad

Weather



Condition

51°F average temperature



53 years

Median home age

\$101,380

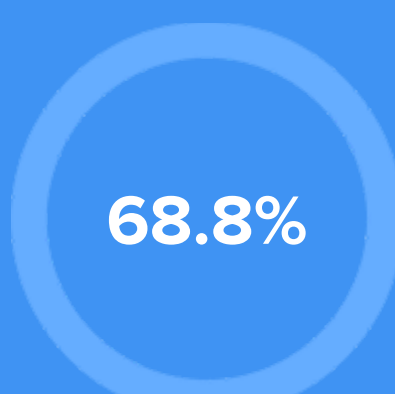
Median home price

2.24%

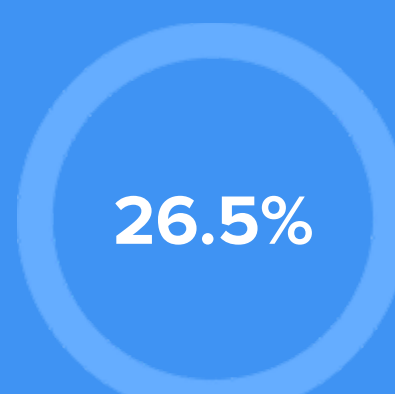
Home appreciation rate

10.17%

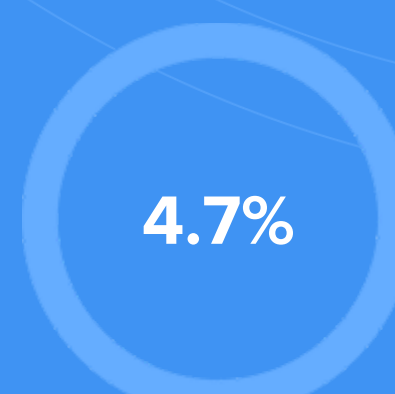
Annual property tax



Homes owned



Homes rented



Homes vacant

COMMUNITY

Religious diversity


55.9% Other

21.5% Other Christian

8.9% Catholic

8.1% Methodist

5.6% Lutheran




Crime rate
(per 100,000)




3

Average age



42


Political majority



Republican

LOCALE

Unemployment



Education

Student teacher ratio **1:16**



Occupation

- 11%** Management, business, Art & Sciences
- 25.2%** Sales & Office Occupations
- 17.7%** Service Occupation
- 21.2%** Production, transportation & Material Moving
- 6.6%** Natural Resources, Construction & Maintenance



High school diploma



Some college or associates degree



Bachelors degree



Graduate or professional degree

TRANSIT

Average commute time Daily breakdown: by transport type

