



EAST MOLINE, IL

[Click to view full report.](#)

CITY INFO

Population: **20,183**

Male
48%

Female
52%

Married
53%

Single
47%

City rating

This rating is a weighted average of commute time, crime rate, population, median salary, and more.



Overall value

This score adds annual household income and cost of living to the city rating.



Density (Population per mile²)

Compared to New York, East Moline has a very low population density. East Moline is perfect for those who like a quiet city.

2,238
EAST MOLINE

27,441
NEW YORK

RESIDENCE

Air quality



Weather



Condition

49°F average temperature



44 years
Median home age

\$88,900
Median home price

1.91%
Median home age

18.15%
Annual property tax

60.4%

Homes owned

33.3%

Homes rented

6.4%

Homes vacant

COMMUNITY

Religious diversity


61.3% Other

19.4% Catholic

7.7% Other Christian

7.1% Lutheran

4.6% Methodist




Crime rate
(per 100,000)




7

Average age



37

Political majority



Democrat

LOCALE

Unemployment

11%

Occupation

10.4% Management, business, Art & Sciences

24.2% Sales & Office Occupations

18.9% Service Occupation

20.4% Production, transportation & Material Moving

8.4% Natural Resources, Construction & Maintenance

Education

Student teacher ratio **1:20**



81%

High school diploma

7%

Some college or associates degree

11%

Bachelors degree

5%

Graduate or professional degree

TRANSIT

Average commute time Daily breakdown: by transport type

20
Min

Boston Average

26
Min

National Average

1% Public Transportation

82% Car

12% Carpool

2% Work at Home