



EAST QUOGUE, NY

[Click to view full report.](#)

CITY INFO

Population: 5,033

City rating

Overall value

Male 50%

Female 50%

Married 62%

Single 38%

This rating is a weighted average of commute time, crime rate, population, median salary, and more.

10/10

This score adds annual household income and cost of living to the city rating.

8/10

Density (Population per mile²)

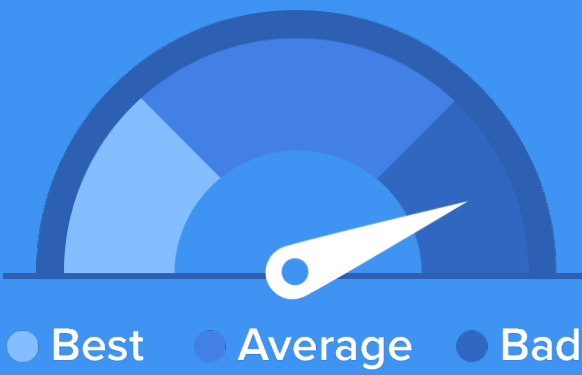
Compared to New York, East Quogue has a very low population density. East Quogue is perfect for those who like a quiet city.

489
EAST QUOGUE

27,441
NEW YORK

RESIDENCE

Air quality



Weather



Condition

54°F average temperature



32 years

Median home age

\$526,880

Median home price

-5.52%

Median home age

26.26%

Annual property tax

53.7%

Homes owned

11.3%

Homes rented

35.1%

Homes vacant

COMMUNITY

Religious diversity


50.9% Catholic

39.4% Other

6.3% Jewish

2.1% Lutheran

1.4% Other Christian




Crime rate
(per 100,000)




4

Average age



41

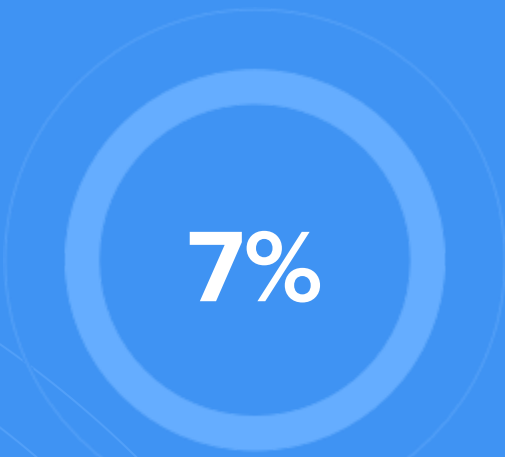
Political majority



Democrat

LOCALE

Unemployment



Occupation

6.8% Management, business, Art & Sciences

31.5% Sales & Office Occupations

16.4% Service Occupation

7.9% Production, transportation & Material Moving

13.3% Natural Resources, Construction & Maitenance

Education

Student teacher ratio 1:12



93%

High school diploma

13%

Some college or associates degree

17%

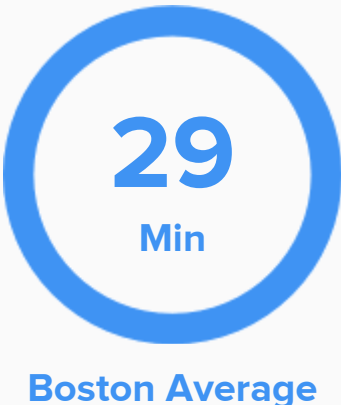
Bachelors degree

12%

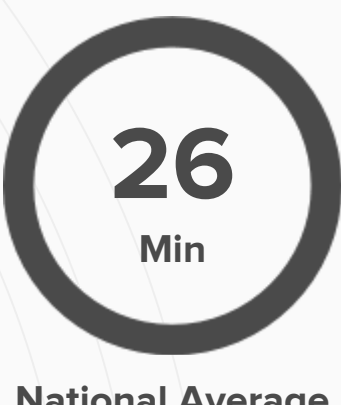
Graduate or professional degree

TRANSIT

Average commute time Daily breakdown: by transport type



Boston Average



National Average

4%



Public Transportation

87%



Car

6%



Carpool

1%



Work at Home