



EL CAMPO, TX

[Click to view full report.](#)

CITY INFO

Population: 11,010

Male
48%

Female
52%

Married
58%

Single
42%

City rating

This rating is a weighted average of commute time, crime rate, population, median salary, and more.



Overall value

This score adds annual household income and cost of living to the city rating.



Density (Population per mile²)

Compared to New York, El Campo has a very low population density. El Campo is perfect for those who like a quiet city.

1,475
EL CAMPO

27,441
NEW YORK

RESIDENCE

Air quality



Weather



Condition

70°F average temperature



42 years
Median home age

\$70,980
Median home price

0.52%
Home appreciation rate

15.63%
Annual property tax

56.8%

Homes owned

32.9%

Homes rented

10.3%

Homes vacant

COMMUNITY

Religious diversity


48.5% Catholic

30.8% Other

14% Baptist

3.8% Methodist

2.9% Lutheran




Crime rate
(per 100,000)




4

Average age



34

Political majority



Republican

LOCALE

Unemployment

8%

Occupation

10.1% Management, business, Art & Sciences

27.3% Sales & Office Occupations

14.5% Service Occupation

21.6% Production, transportation & Material Moving

9.7% Natural Resources, Construction & Maintenance

Education

Student teacher ratio **1:13**



67%

High school diploma

5%

Some college or associates degree

11%

Bachelors degree

5%

Graduate or professional degree

TRANSIT

Average commute time Daily breakdown: by transport type

20
Min

Boston Average

26
Min

National Average

0%



Public Transportation

79%



Car

15%



Carpool

1%



Work at Home