



FARRELL, PA

[Click to view full report.](#)

CITY INFO

Population: **5,715**

Male **45%**

Female **55%**

Married **44%**

Single **56%**

City rating

This rating is a weighted average of commute time, crime rate, population, median salary, and more.



Overall value

This score adds annual household income and cost of living to the city rating.



Density (Population per mile²)

Compared to New York, Farrell has a very low population density. Farrell is perfect for those who like a quiet city.

2,445
FARRELL

27,441
NEW YORK

RESIDENCE

Air quality



Weather



Condition

53°F average temperature



63 years

Median home age

\$48,610

Median home price

-0.03%

Home appreciation rate

13.05%

Annual property tax

61.3%

Homes owned

26.1%

Homes rented

12.7%

Homes vacant

COMMUNITY

Religious diversity


52.7% Other

24.8% Catholic

8% Other Christian

7.5% Methodist

7.1% Presbyterian




Crime rate
(per 100,000)




4

Average age



41

Political majority



Republican

LOCALE

Unemployment

12%

Occupation

9.1% Management, business, Art & Sciences

28.9% Sales & Office Occupations

22% Service Occupation

23.6% Production, transportation & Material Moving

5.9% Natural Resources, Construction & Maintenance

Education

Student teacher ratio **1:14**



75%

High school diploma

6%

Some college or associates degree

8%

Bachelors degree

3%

Graduate or professional degree

TRANSIT

Average commute time Daily breakdown: by transport type

18
Min

Boston Average

26
Min

National Average

0%



Public Transportation

82%



Car

14%



Carpool

0%



Work at Home