



FIREBAUGH, CA

[Click to view full report.](#)

CITY INFO

Population: **6,141**

Male **52%**

Female **48%**

Married **62%**

Single **38%**

City rating

This rating is a weighted average of commute time, crime rate, population, median salary, and more.



Overall value

This score adds annual household income and cost of living to the city rating.



Density (Population per mile²)

Compared to New York, Firebaugh has a very low population density. Firebaugh is perfect for those who like a quiet city.

2,172
FIREBAUGH

27,441
NEW YORK

RESIDENCE

Air quality



Weather



Condition

68°F average temperature



31 years

Median home age

\$109,690

Median home price

-29.15%

Median home age

9.53%

Annual property tax

53.2%

Homes owned

34.9%

Homes rented

12%

Homes vacant

COMMUNITY

Religious diversity


57.9% Other

29.7% Catholic

4.6% Other Christian

4.2% Baptist

3.7% Pentecostal




Crime rate
(per 100,000)




3

Average age



27

Political majority



Republican

LOCALE

Unemployment

16%

Occupation

8% Management, business, Art & Sciences

14.4% Sales & Office Occupations

16.6% Service Occupation

22.3% Production, transportation & Material Moving

7.2% Natural Resources, Construction & Maintenance

Education

Student teacher ratio **1:19**



35%

High school diploma

2%

Some college or associates degree

2%

Bachelors degree

1%

Graduate or professional degree

TRANSIT

Average commute time Daily breakdown: by transport type

24

Min

26

Min

National Average

0% Public Transportation

68% Car

24% Carpool

1% Work at Home