



FORT LEONARD WOOD, MO

[Click to view full report.](#)

CITY INFO

Population: **15,591**

Male
65%

Female
35%

Married
50%

Single
50%

City rating

This rating is a weighted average of commute time, crime rate, population, median salary, and more.



Overall value

This score adds annual household income and cost of living to the city rating.



Density (Population per mile²)

Compared to New York, Fort Leonard Wood has a very low population density. Fort Leonard Wood is perfect for those who like a quiet city.

160
FORT LEONARD WOOD

27,441
NEW YORK

RESIDENCE

Air quality



Weather



Condition

55°F average temperature

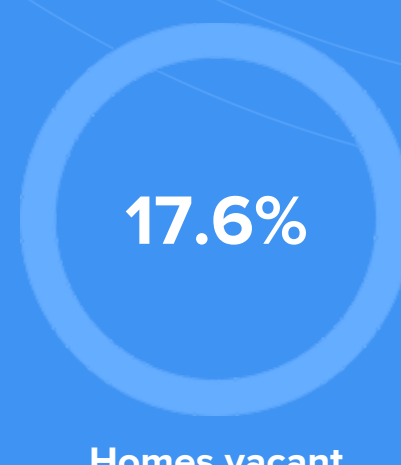
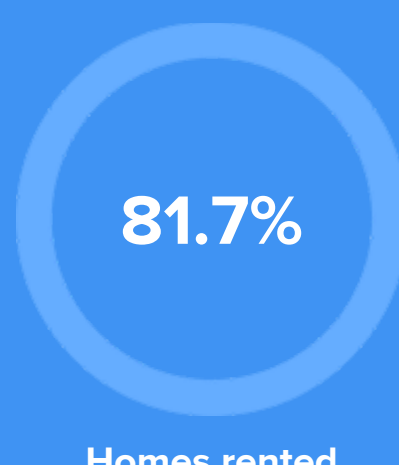


40 years
Median home age

\$97,520
Median home price

-1.81%
Median home age


5.93%
Annual property tax



COMMUNITY

Religious diversity

- 61.4%** Other
- 28.5%** Baptist
- 7%** Other Christian
- 1.8%** Catholic
- 1.4%** Pentecostal




Crime rate
(per 100,000)




4

Average age



21

Political majority



Republican

LOCALE

Unemployment



Occupation

- 5.9%** Management, business, Art & Sciences
- 28.8%** Sales & Office Occupations
- 21.2%** Service Occupation
- 10.3%** Production, transportation & Material Moving
- 7.6%** Natural Resources, Construction & Maintenance

Education

Student teacher ratio **1:13**



97%

High school diploma

13%

Some college or associates degree

19%

Bachelors degree

7%

Graduate or professional degree

TRANSIT

Average commute time Daily breakdown: by transport type

