



FORT MILL, SC

[Click to view full report.](#)

CITY INFO

Population: 9,748

City rating

Overall value

Male 47%

Female 53%

Married 63%

Single 38%

This rating is a weighted average of commute time, crime rate, population, median salary, and more.

6/10

This score adds annual household income and cost of living to the city rating.

6/10

Density (Population per mile²)

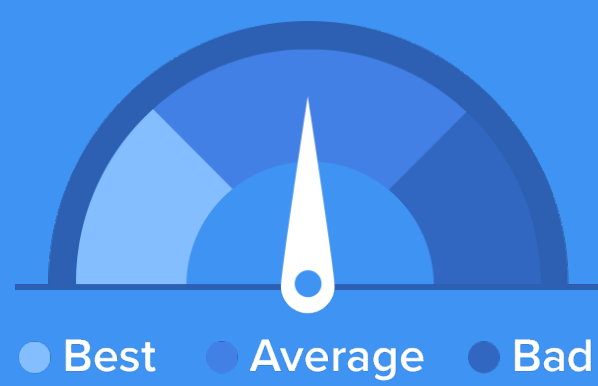
Compared to New York, Fort Mill has a very low population density. Fort Mill is perfect for those who like a quiet city.

2,136
FORT MILL

27,441
NEW YORK

RESIDENCE

Air quality



Weather



Condition

61°F average temperature



17 years

Median home age

\$149,390

Median home price

-2.62%

Home appreciation rate

4.77%

Annual property tax

59.4%

Homes owned

35.9%

Homes rented

4.7%

Homes vacant

COMMUNITY

Religious diversity

61.4% Other

20.2% Baptist

7.1% Presbyterian

6.2% Methodist

5.1% Catholic




Crime rate
(per 100,000)




7

Average age



34

Political majority



Republican

LOCALE

Unemployment

16%

Occupation

21% Management, business, Art & Sciences

26.9% Sales & Office Occupations

10.2% Service Occupation

13.8% Production, transportation & Material Moving

8.1% Natural Resources, Construction & Maintenance

Education

Student teacher ratio 1:10



81%

High school diploma

7%

Some college or associates degree

20%

Bachelors degree

9%

Graduate or professional degree

TRANSIT

Average commute time Daily breakdown: by transport type

27

Min

Boston Average

26

Min

National Average

0%



Public Transportation

86%



Car

10%



Carpool

2%



Work at Home