



FREMONT, CA

[Click to view full report.](#)

CITY INFO

Population: 204,949

City rating

Overall value

Male 50%

Female 50%

Married 63%

Single 37%

This rating is a weighted average of commute time, crime rate, population, median salary, and more.

9/10

This score adds annual household income and cost of living to the city rating.

9/10

Density (Population per mile²)

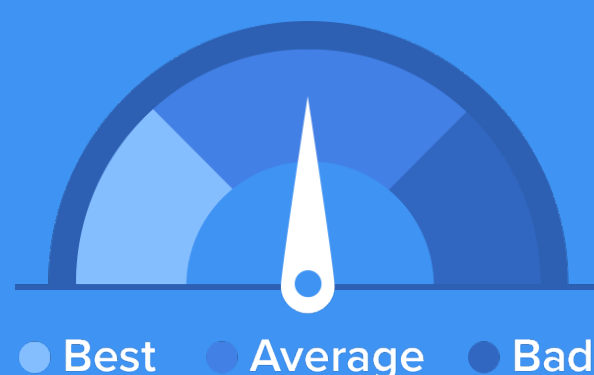
Compared to New York, Fremont has a very low population density. Fremont is perfect for those who like a quiet city.

2,672
FREMONT

27,441
NEW YORK

RESIDENCE

Air quality



Weather

72% Sun
15% Rain
0% Snow

Condition

59°F average temperature



32 years

Median home age

\$460,350

Median home price

-14.12%

Median home age

7.1%

Annual property tax

61.8%

Homes owned

35.7%

Homes rented

2.5%

Homes vacant

COMMUNITY

Religious diversity

71.6% Other

21.7% Catholic

2.6% Other Christian

2.3% Baptist

1.8% Jewish




Crime rate
(per 100,000)




4

Average age



37

Political majority



Democrat

LOCALE

Unemployment

8%

Occupation

18.8% Management, business, Art & Sciences

24.7% Sales & Office Occupations

7.8% Service Occupation

11.2% Production, transportation & Material Moving

6.2% Natural Resources, Construction & Maintenance

Education

Student teacher ratio 1:21



88%

High school diploma

8%

Some college or associates degree

26%

Bachelors degree

17%

Graduate or professional degree

TRANSIT

Average commute time Daily breakdown: by transport type

35
Min

Boston Average

26
Min

National Average

5%



Public Transportation

78%



Car

12%



Carpool

3%



Work at Home